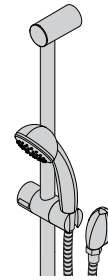
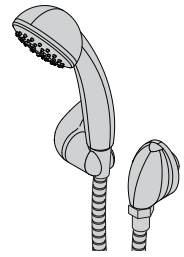




SYMMONS® Canterbury®



Model, H321-V




Model, H301-V


H321-V, H301-V

Location:

Hand Shower/Slide Bar Assembly

Specification Submittal

Model Numbers		Feature Highlights
<input type="checkbox"/> H321-V	Hand Shower with slide bar	<ul style="list-style-type: none">• 1 mode hand shower unit.• 2-3/4" diameter.• Dual checks for backflow protection.• 30" slide bar with cradle for hand shower mounting (model H321-V).• Cradle for hand shower mounting (model H301-V).• Standard flow rate is 2.0 gpm (7.6 L/min).• Optional lower flow rate restrictor available.• Polished Chrome finish (standard).
<input type="checkbox"/> H301-V	Hand Shower without slide bar for mounting to the wall	
Options/Modifications		
<input type="checkbox"/> 1.5	1.5 gpm (5.7 L/min) flow restrictor	
<input type="checkbox"/> STN	Satin Nickel finish	
<input type="checkbox"/> 72	72" hose in place of 60" hose	
<input type="checkbox"/> MB	Matte Black finish	
<input type="checkbox"/> BBZ	Brushed Bronze finish	
<input type="checkbox"/> L2	Less hand shower wand	
Note: Append appropriate -suffix to model number.		
Compliance		
<ul style="list-style-type: none">• ASME A112.18.1/CSA B125.1.		
		

Warranty	
<p>Limited Lifetime - for residential installations.</p> <p>10 Years - for commercial/industrial installations.</p> <p>Refer to www.symmons.com/warranty for complete warranty information.</p>	
	

Architectural/Engineering Specification

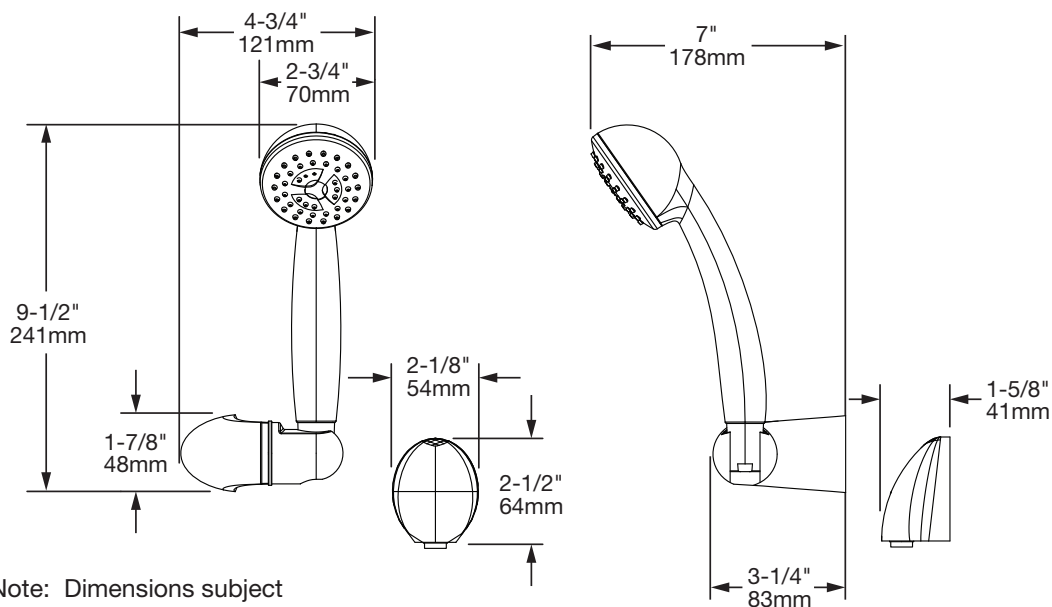
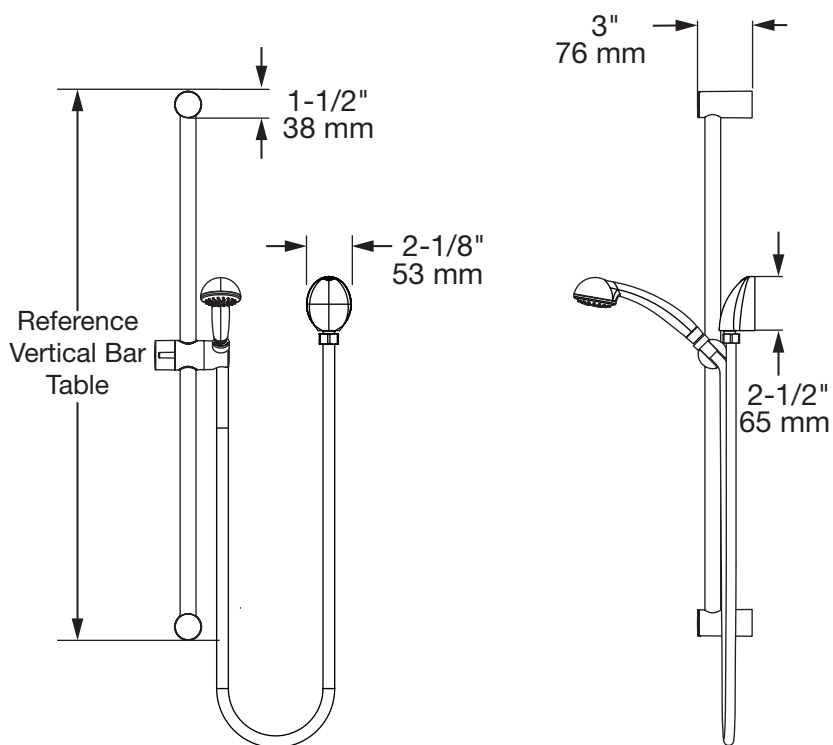
Symmons Hand Shower and Slide Bar Assembly _____ Features include 1 mode hand shower unit, 2-3/4" diameter, dual checks for backflow protection, 30" slide bar with cradle for hand shower mounting (model H321-V), cradle for hand shower mounting (model H301-V), standard flow rate is 2.0 gpm (7.6 L/min), optional lower flow rate restrictor available, Polished Chrome finish (standard). 10-Year Commercial Warranty. ASME A112.18.1/CSA B125.1 compliant. Available options: 1.5 = 1.5 gpm (5.7 L/min) flow restrictor, STN = Satin Nickel finish, 72 = 72" hose in place of 60" hose, MB = Matte Black finish, BBZ = Brushed Bronze finish and L2 = Less hand shower wand.

H321-V, H301-V

Dimensions

Vertical Bar	
Length	Drawing Dimension
30"	30" (762 mm)
48"	48" (1219 mm)

Note: Dimensions subject to change without notice.



Note: Dimensions subject to change without notice.