





Location:



EF-118
Hand Shower Wand
Specification Submittal

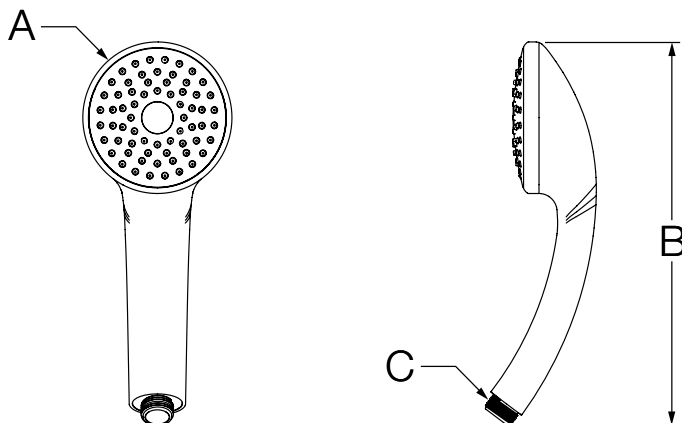


Model Numbers	Specification
<input type="checkbox"/> EF-118 1 Mode Hand Shower Wand	1 mode hand shower wand with standard 2.0 gpm (7.6 L/min) constructed from nonmetallic materials, plated in standard polished chrome finish.
Options / Modifications	Warranty
<input type="checkbox"/> -1.5  1.5 gpm (5.7 L/min) flow restrictor <input type="checkbox"/> -STN Satin Nickel finish Note: Append appropriate -suffix to model number.	Limited Lifetime - to the original end purchaser in consumer/residential installations. 10 Years - for commercial/industrial installations. Refer to www.symmons.com/warranty for complete warranty information.
Compliance	
-ASME A112.18.1/CSA B125.1 -WaterSense 1.5 gpm (5.7 L/min) 2.0 gpm (7.6 L/min)  	

Architectural/ Engineering Specification

Symmons _____ With 1 mode hand shower wand with standard 2.0 gpm (7.6 L/min) constructed from nonmetallic materials, plated in standard polished chrome finish. 10 Year commercial Warranty. ASME A112.18.1/CSA B125.1, WaterSense 1.5 gpm(5.7L/Min) and 2.0 gpm (7.6 L/Min), complaint. Available options include: "1.5 - 1.5 gpm (5.7 L/min) flow restrictor", "STN - Sattin Nickel finish".

Dimension



Measurements	
A	Ø 3-3/4", 95 mm
B	9-1/2", 241 mm
C	G 1/2

Note: Dimensions subject to change without notice.