




# Location:



## EF-119 Hand Showert Wand Specification Submittal



Model Numbers	Feature Highlights
<input type="checkbox"/> <b>EF-119</b> Hand shower wand	<ul style="list-style-type: none"><li>■ Three mode hand shower wand</li><li>■ Flow rate 2.0 gpm (7.6 L/min)</li><li>■ Polished chrome finish (standard)</li></ul>
Options / Modifications	
Append appropriate -suffix to model number <input type="checkbox"/> <b>-1.5</b> 1.5 gpm (5.7 L/min) flow rate restrictor	
Standards / Certifications	Warranty
<ul style="list-style-type: none"><li>-ASME A112.18.1/CSA B125.1</li><li>-WaterSense 1.5 gpm(5.7L/Min) and 2.0 gpm (7.6 L/Min)</li></ul>  	<p><b>Limited Lifetime</b> - to the original end purchaser in consumer/residential installations.</p> <p><b>10 Years</b> - for commercial/industrial installations. Refer to <a href="http://www.symmons.com/warranty">www.symmons.com/warranty</a> for complete warranty information.</p> 
Finish options / Modifications	
<input type="checkbox"/> <b>-STN</b> Satin nickel - Polished chrome (standard finish)	

## Architectural/ Engineering Specification

Symmons \_\_\_\_\_ With three function hand shower wand flow rate 2.0 gpm (7.6 L/min) optional lower flow rates, Polished chrome finish (standard). 10 Year commercial Warranty. ASME A112.18.1/CSA B125.1, WaterSense 1.5 gpm(5.7L/Min) and 2.0 gpm (7.6 L/Min), complaint. Available options include: "1.5 - 1.5 gpm (5.7 L/min) flow restrictor", "STN - Satin nickel finish".

