





Location:



EF-101
Hand Shower Wand
Specification Submittal

Model Numbers	Feature Highlights
<input type="checkbox"/> EF-101 Hand Shower Wand	<ul style="list-style-type: none"> • Three function hand shower wand with full shower pulsating message and soft shower water saving spray head • Includes check for backflow protection • Hand shower wand flow rate 2.0 gpm (7.6 L/min) • Optional lower flow rates • Polished chrome finish (standard)
Options/ Modifications	
<input type="checkbox"/> 1.5  1.5 gpm (5.7 L/min) flow restrictor <input type="checkbox"/> STN Satin Nickel finish	
<p>Note: Append appropriate -suffix to model number.</p>	Warranty
<p>Compliance</p> <p>- ASME A112.18.1/CSA B125.1 - WaterSense 1.5 gpm and 2.0 gpm</p>  	<p>Limited Lifetime - to the original end purchaser in consumer/residential installations. 10 Years - for commercial/industrial installations. Refer to www.symmons.com/warranty for complete warranty information.</p> 

Architectural/ Engineering Specification

Symmons Hand Shower Wand _____ Includes Three function hand shower wand with full shower pulsating message and soft shower water saving spray head, Includes check for backflow protection, Hand shower wand flow rate 2.0 gpm (7.6 L/min), Optional lower flow rates, Polished chrome finish (standard). 10 Year Commercial Warranty. ASME A112.18.1/CSA B125.1, WaterSense 1.5 gpm and 2.0 gpm compliant. Available options: "1.5 - 1.5 gpm (5.7 L/min) flow restrictor", "STN - Satin Nickel finish".

Dimensions

