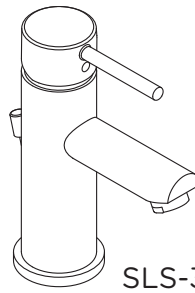


Location:

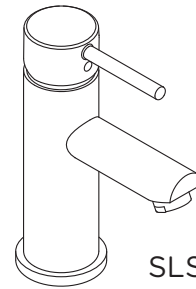


SYMMONS® Dia®

SLS-3512-1.5, SLS-3510-1.5 Single Handle Lavatory Faucet Operation & Maintenance Manual



SLS-3512-1.5



SLS-3510-1.5



Model Numbers

- ☐ **SLS-3512-1.5** *Single Handle Lavatory Faucet with lift rod and metal drain assembly*
- ☐ **SLS-3510-1.5** *Single Handle Lavatory Faucet, lift rod and drain not included*

Feature Highlights

- Single hole mount configuration
- Quarter turn ceramic cartridge
- 23 inch braided hose water supply connections
- 7-1/8" height
- Lift rod and metal drain assembly (SLS-3512-1.5)
- Standard 1.5 gpm (5.7 L/min) flow rate
- Faucet shall be metal construction, plated in standard polished chrome finish

Finish Options/Modifications

- ☐ **-0.5** *0.5 gpm (1.9 L/min) flow restrictor*
- ☐ **-1.0** *1.0 gpm (3.8 L/min) flow restrictor*
- ☐ **-DP4** *4" deck plate*
- ☐ **-G** *Grid drain*
- ☐ **-BBZ** *Brushed Bronze finish*
- ☐ **-MB** *Matte Black finish*
- ☐ **-STN** *Satin Nickel finish*

Compliance

- ASME A112.18.1/CSA B125.1
- NSF/ANSI 61.9; NSF/ANSI 372
- WaterSense 1.0 gpm, 1.5 gpm



Warranty

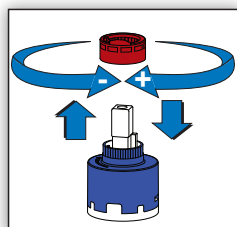
Limited Lifetime - to the original end purchaser in consumer/residential installations.

10 Years - for commercial/industrial installations. Refer to www.symmons.com/warranty for complete warranty information.



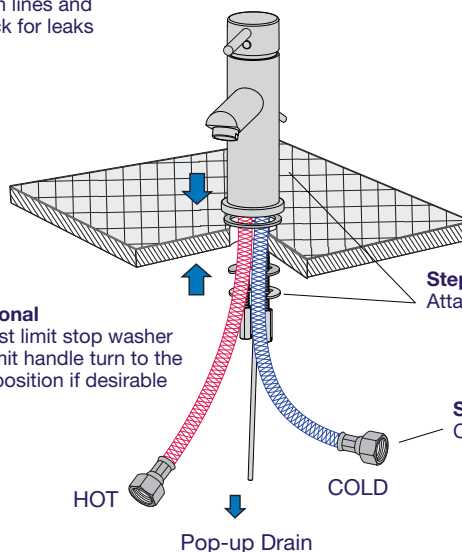
Note: Append appropriate -suffix to model number.

Installation



Step 3
Flush lines and
check for leaks

Optional
Adjust limit stop washer
to limit handle turn to the
hot position if desirable



Step 1
Attach faucet assembly

Step 2
Connect supply hoses

HOT

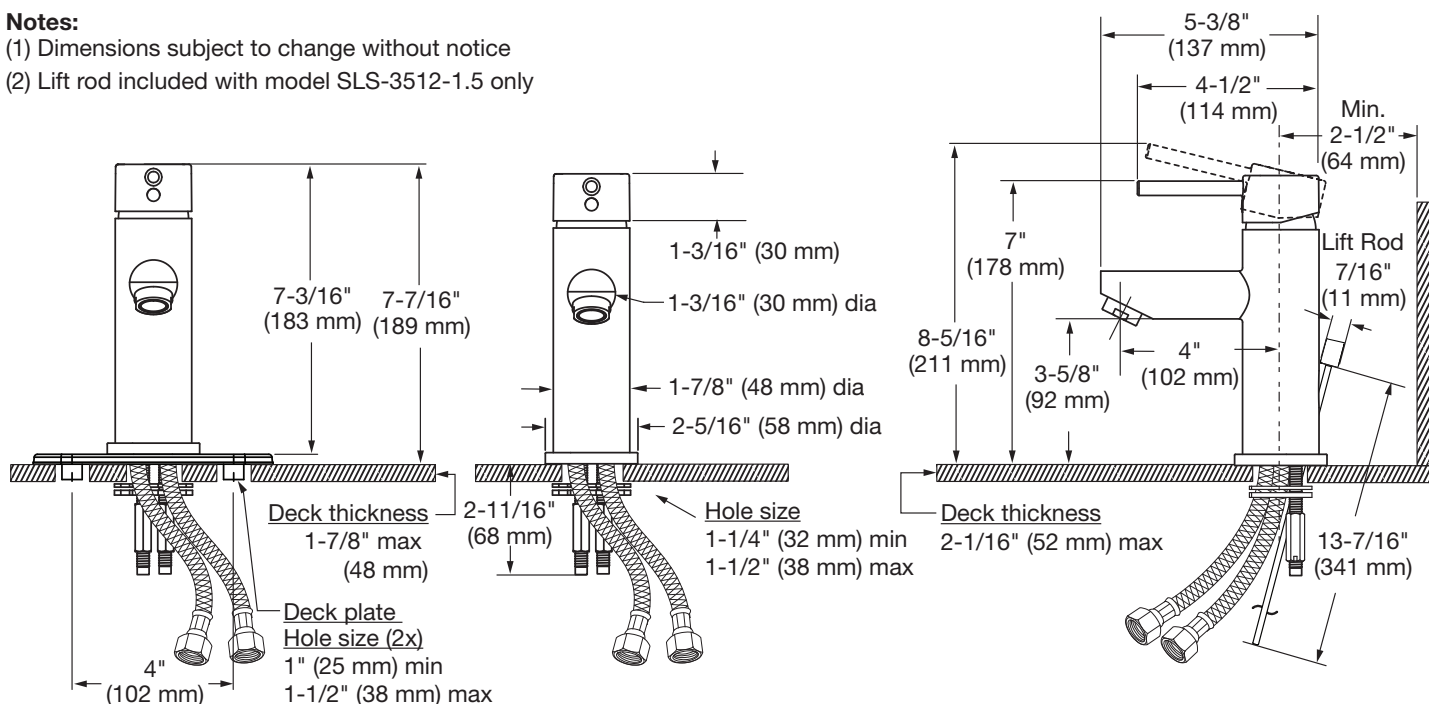
COLD

Pop-up Drain

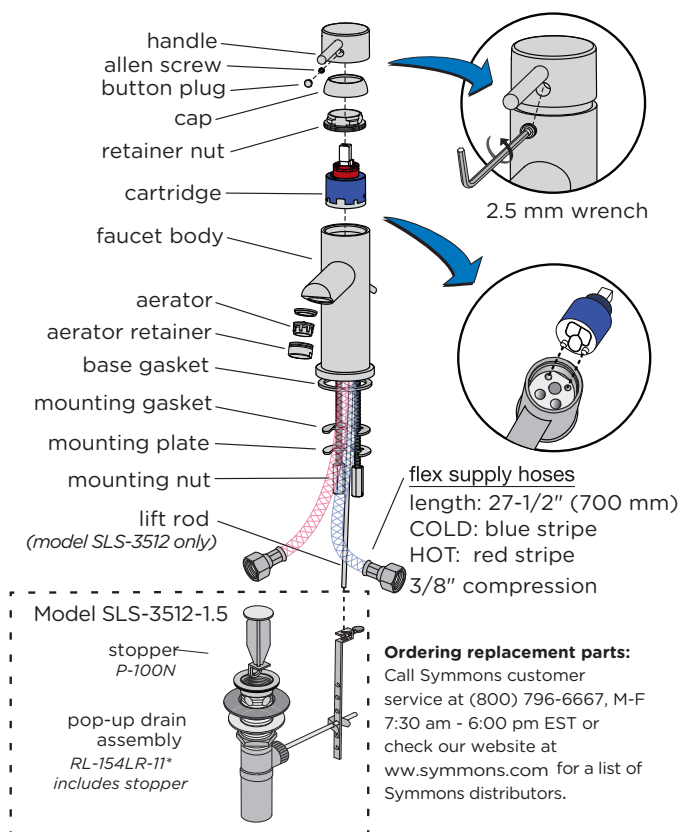
Dimensions

Notes:







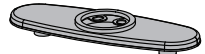
- (1) Dimensions subject to change without notice
- (2) Lift rod included with model SLS-3512-1.5 only



Parts Breakdown



Ordering replacement parts:
Call Symmons customer service at (800) 796-6667, M-F 7:30 am - 6:00 pm EST or check our website at www.symmons.com for a list of Symmons distributors.

Replacement Parts	
Part Number	Item
RL-314	Cartridge with limit stop 
RL-059-1.0 *	Aerator kits
RL-059-0.5 *	1.0 gpm (3.8 L/min) 0.5 gpm (1.9 L/min) <i>includes aerator, retainer & washer</i> 
RL-066 *	Handle kit <i>includes handle, allen screw & RB button plug requires 2.5 mm Allen wrench</i> 
RL-067	Mounting hardware kit threaded studs (2) hex nut (2) rubber washer (1) metal washer (1) 
LN-341 *	Lift Rod 
RL-080	Copper Tube Hose Extension 
RL-081 *	4" Deck Plate (Optional) 

Note: For decorative finish faucets append the appropriate suffix code letters to part numbers marked with an asterisk ()