

S3591BTRM Shower Trim

Location:

Specification Submittal


Model Numbers

- ☐ **S3591BTRM**
Shower Trim

Valve Options:

- S261 Series Temptrol® VersaFlex™ Shower Valve used with TRM modifiers
- S161 Series Temptrol VersaFlex Shower Valve requires TC modifier

Options/Modifications

- ☐ **15**  1.5 gpm (5.7 L/min) flow restrictor
- ☐ **175** 1.75 gpm (6.62 L/min) flow restrictor
- ☐ **L1** Less showerhead
- ☐ **L7** Less handle
- ☐ **TC** Test Cap Trim (includes TA-10™ & T-12A) *used with S161 Series Temptrol VersaFlex Shower Valve*
- ☐ **BBZ** Brushed Bronze finish
- ☐ **MB** Matte Black finish
- ☐ **STN** Satin Nickel finish

Feature Highlights

- Dia Shower Trim.
- Requires Temptrol® Pressure-Balancing Shower Valve.
- Integral volume control.
- Metal lever handle.
- 7-mode HydroMersion™ showerhead with Non-Positive Shutoff (NPSO).
- 2.0 gpm (7.6 L/min) flow restrictor.
- Components shall be metal and nonmetal construction, plated in standard Polished Chrome finish.

Compliance

- ASME® A112.18.1/CSA® B125.1
- WaterSense® 1.5 gpm (5.7 L/min)
1.75 gpm (6.6 L/min) 2.0 gpm (7.6 L/min)
- Lever handle meets ADA requirements for operation




Warranty

Limited Lifetime - for residential installations.

10 Years - for commercial/industrial installations.

Refer to www.symmons.com/warranty for complete warranty information.



SKU Builder

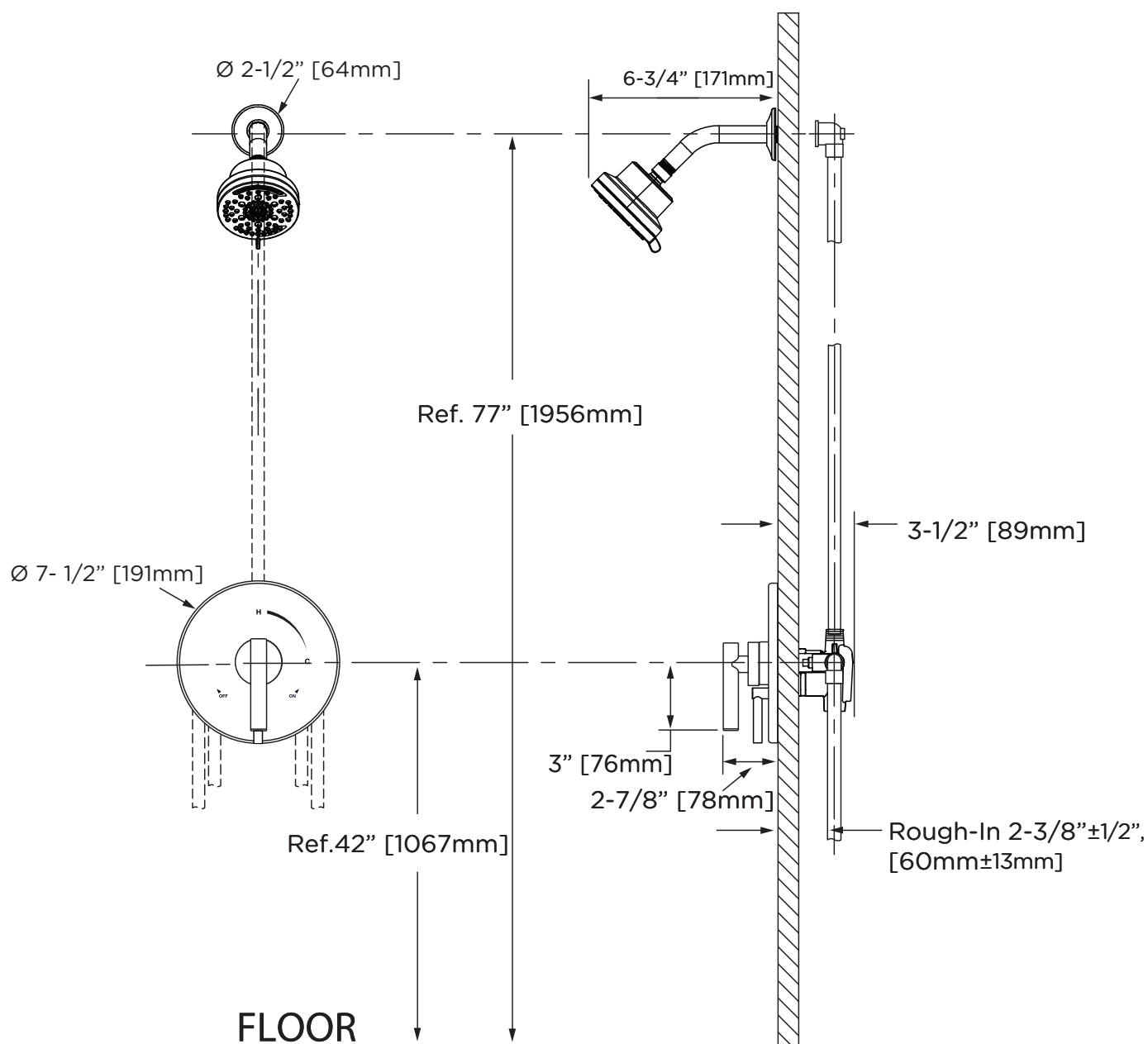
Series	Finish	Modifier	Flow Rate	TRM (required)	TC	Final SKU
S3591B	STN		15	TRM		S3591BSTN15TRM
S3591	MB	L1		TRM	TC	S3591MBL1TRMTC

Notes: No more than two modifiers (L1-L7) permitted when ordering. Modifiers will list in numerical order.

Architectural/ Engineering Specification

Symmons _____ Includes Dia shower trim for the Temptrol VersaFlex Pressure-Balancing Shower Valve. Features integral volume control, metal level handle, 7-mode HydroMersion showerhead with NPSO, and standard 2.0 gpm (7.6 L/min) flow restrictor. Components shall be metal and nonmetal construction, plated in standard Polished Chrome finish. 10-Year Commercial Warranty. ASME A112.18.1/CSA B125.1, WaterSense 1.5 gpm (5.7 L/min), 1.75 gpm (6.6 L/min), 2.0 gpm (7.6 L/min) compliant. Lever handle meets ADA requirements for operation. Available options include: 15 = 1.5 gpm (5.7 L/min) flow restrictor, 175 = 1.75 gpm (6.62 L/min) flow restrictor, L1 = Less showerhead, L7 = Less handle, BBZ = Brushed Bronze finish, MB = Matte Black finish, STN = Satin Nickel finish, and TC = Test Cap Trim.

Dimensions



Notes:

- 1) Valve body and piping not included and shown as reference only.
- 2) Plaster shield (p/n T-176) from drywall, plaster, or other type walls $1/2''$ or greater.
- 3) All dimensions measured from nominal rough-in.
- 4) Dimensions are subject to change without notice.