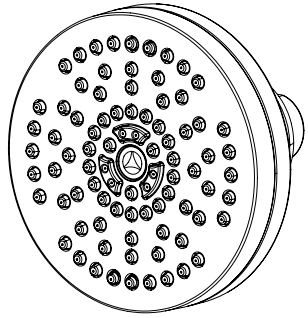



Location:



SYMMONS® Birch®



592SH
1 Mode Round Showerhead
Specification Submittal

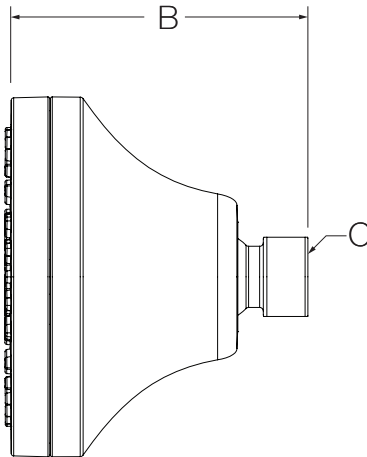
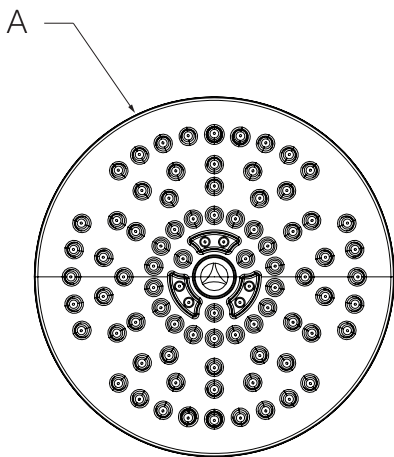
| Specification | Model Numbers |
|--------------------------------------------------------------------------------------------------------------------------------------------------------------------------------------------------------------------------------------------------------------------------------------------|---------------------------------------------------------------------------------------------------------------------------------------------------------------|
| <ul style="list-style-type: none">1 mode showerhead4" round2.0 gpm (7.6 L/min) standard flow rate restrictor | <input type="checkbox"/> 592SH 1 mode round showerhead |
| | Modifications/Options |
| | <input type="checkbox"/> 15  1.5 gpm (5.7 L/min) flow rate restrictor |
| Warranty | Compliance |
| <p>Limited Lifetime - to the original end purchaser in consumer/residential installations.</p> <p>10 Years - for commercial/industrial installations. Refer to www.symmons.com/warranty for complete warranty information.</p> | <p>Note: Append appropriate suffix to model number.</p> <p>-ASME A112.18.1/CSA B125.1</p> |



Architectural/Engineering Specification

Symmons Birch® 1 Mode Round Showerhead _____ Includes 1 mode showerhead, 4" round, 2.0 gpm (7.6 L/min) standard flow rate restrictor. 10 Year Commercial Warranty. ASME A112.18.1/CSA B125.1 complaint. Available options: "15 - 1.5 gpm (5.7 L/min) flow restrictor".

Dimensions



| Measurements | |
|--------------|--------------------|
| A | Ø 3-15/16", 100 mm |
| B | 3-1/4", 82 mm |
| C | 1/2" - 14 NPT |

Note: Dimensions subject to change without notice.