






5995TRM
Shower/Hand Shower Trim
Specification Submittal

Location:

Model Numbers	Feature Highlights
<input type="checkbox"/> 5995TRM Shower/Hand Shower Trim Valve Options: -261 Series Temptrol® Shower Valve with TRM modifier -161 Series Temptrol Shower Valve requires TC modifier -2DIVBODYSRT Diverter Valve	<ul style="list-style-type: none"> • Birch® Shower/Hand Shower Trim. • Requires Temptrol® Pressure Balancing Shower Valve. • Requires Symmons Dual Outlet Diverter Valve. • Metal lever handles. • 30” slide bar for hand shower wand. • Dual checks for backflow protection. • 60” flexible metal hose. • Single-mode HydroMersion™ hand shower with Non-Positive Shutoff (NPSO). • Single-mode HydroMersion™ showerhead. • Standard flow rate, 2.0 gpm (7.6 L/min). • Components made from metal and nonmetal materials, plated in standard Polished Chrome finish.
Compliance <ul style="list-style-type: none"> • ASME A112.18.1/CSA B125.1. • WaterSense 1.5 gpm (5.7 L/min)/2.0 gpm (7.6 L/min). • Lever handle and hand shower meet ADA requirements for operation.   	Modifications <input type="checkbox"/> 15  1.5 gpm (5.7 L/min) flow restrictor <input type="checkbox"/> L2 Less handshower <input type="checkbox"/> L7 Less handle <input type="checkbox"/> STN Satin Nickel finish <input type="checkbox"/> TC Test Cap Trim (includes TA-10&T-12A) used with 161 series Temptrol Valve
Warranty Limited Lifetime - for residential installations. 10 Years - for commercial/industrial installations. Refer to www.symmons.com/warranty for complete warranty information. 	

SKU Builder

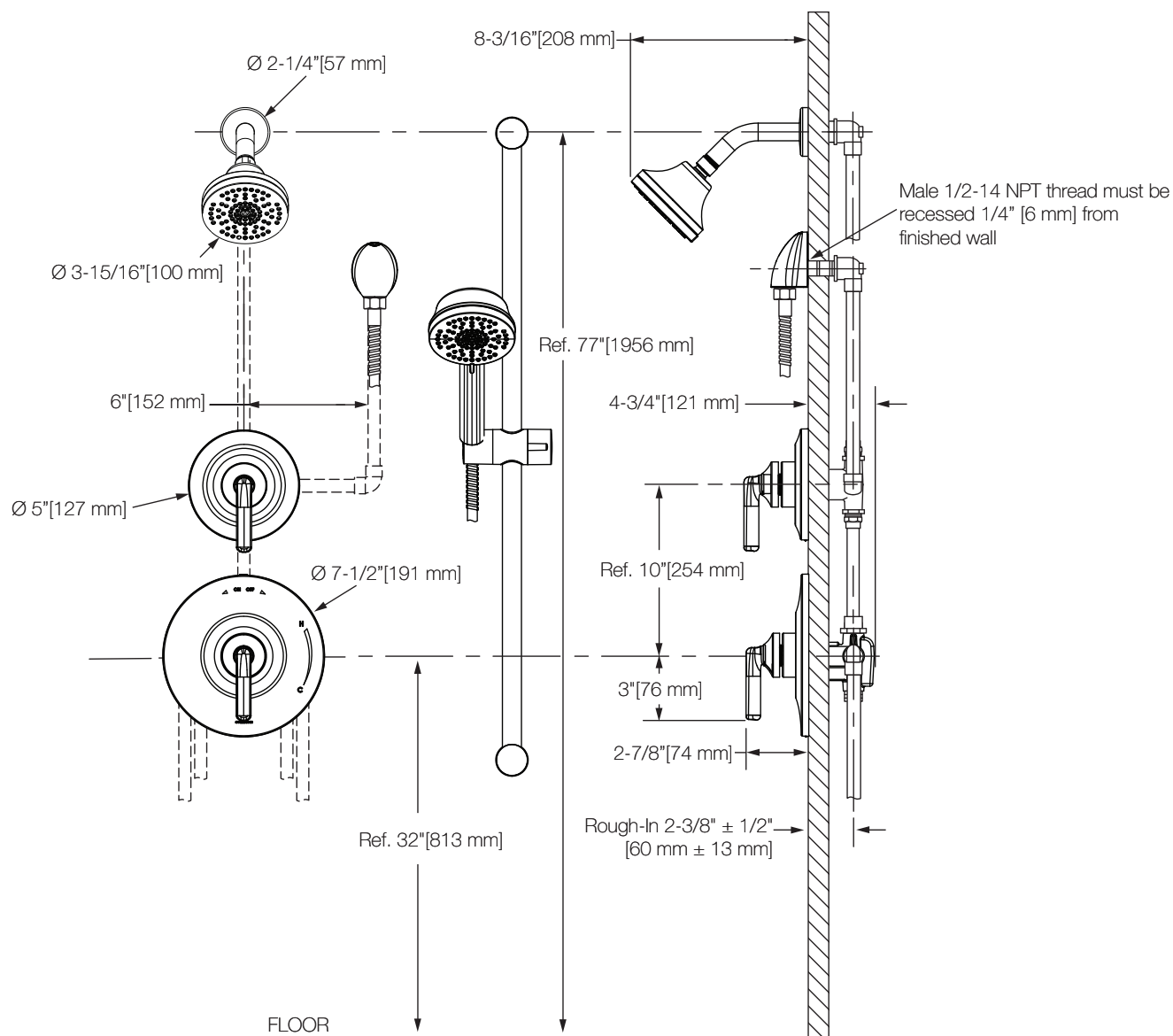
Series	Finish	Modifier	Flow Rate	Trim (required)	Test Cap	Final SKU
5995	STN	L2		TRM	TC	5995STN2TRMTC
5995	STN			TRM		5995STNTRM

Note: No more than two modifiers (L1-L7) permitted when ordering. Modifiers will list in numerical order.

Architectural/Engineering Specification

Symmons Birch® Shower and Hand Shower Trim _____ Includes Birch® Shower and Hand Shower Trim powered by Temptrol® Pressure Balancing Shower Valve. Features include requires Symmons Dual Outlet Diverter Valve, metal lever handles, 30” slide bar for hand shower wand, dual checks for backflow protection, 60” flexible metal hose, single-mode HydroMersion™ hand shower with NonPositive Shutoff (NPSO), single-mode HydroMersion™ showerhead, standard flow rate, 2.0 gpm (7.6 L/min). Components made from metal and nonmetal materials, plated in standard Polished Chrome finish. 10 Year Commercial Warranty. ASME A112.18.1/CSA B125.1 and WaterSense 1.5/2.0 complaint, Lever handle and hand shower meet ADA requirements for operation.. Available options: 15 = 1.5 gpm (5.7 L/min) flow restrictor, L2 = Less handshower, L7 = Less handle, STN = Satin Nickel finish, TC = Test Cap Trim.

Dimensions



Notes:

- 1) Valve body and piping not included and shown as reference only.
- 2) Plaster shield (p/n T-176) for dry wall, plaster or other type walls 1/2" or greater.
- 3) All dimensions measured from nominal rough-in (see 2-3/8" \pm 1/2" [60 mm \pm 13 mm] as reference).
- 4) Dimensions subject to change without notice.