






5993TRM
Hand Shower Trim
Specification Submittal

Location:

Model Numbers	Feature Highlights
<div><input type="checkbox"/> 5993TRM Hand Shower Trim</div> <div>Valve Options: -261 Series Temtrol® Shower Valve with TRM modifier -161 Series Temtrol Shower Valve requires TC modifier</div>	<ul style="list-style-type: none">Birch® Hand Shower Trim.Requires Temtrol® Pressure Balancing Shower Valve.Metal lever handle.30" slide bar for hand shower wand.Dual checks for backflow protection.60" flexible metal hose.Single-mode HydroMersion™ hand shower with Non-Positive Shutoff (NPSO).Standard 2.0 gpm (7.6 L/min) flow restrictor.Components made from metal and nonmetal materials, plated in standard Polished Chrome finish.For optional in-line vacuum breaker order p/n EF-109.
Compliance	Modifications
<ul style="list-style-type: none">ASME A112.18.1/CSA B125.1.WaterSense 1.5 gpm (5.7 L/min)/2.0 gpm (7.6 L/min).Lever handle and hand shower meet ADA requirements for operation. <div></div>	<div><input type="checkbox"/> 15  1.5 gpm (5.7 L/min) flow restrictor</div> <div><input type="checkbox"/> L2 Less handshower</div> <div><input type="checkbox"/> L7 Less handle</div> <div><input type="checkbox"/> STN Satin Nickel finish</div> <div><input type="checkbox"/> TC Test Cap Trim (includes TA-10&T-12A) used with 161 series Temtrol Valve</div>
Warranty	
<p>Limited Lifetime - for residential installations.</p> <p>10 Years - for commercial/industrial installations.</p> <p>Refer to www.symmons.com/warranty for complete warranty information.</p> 	

SKU Builder

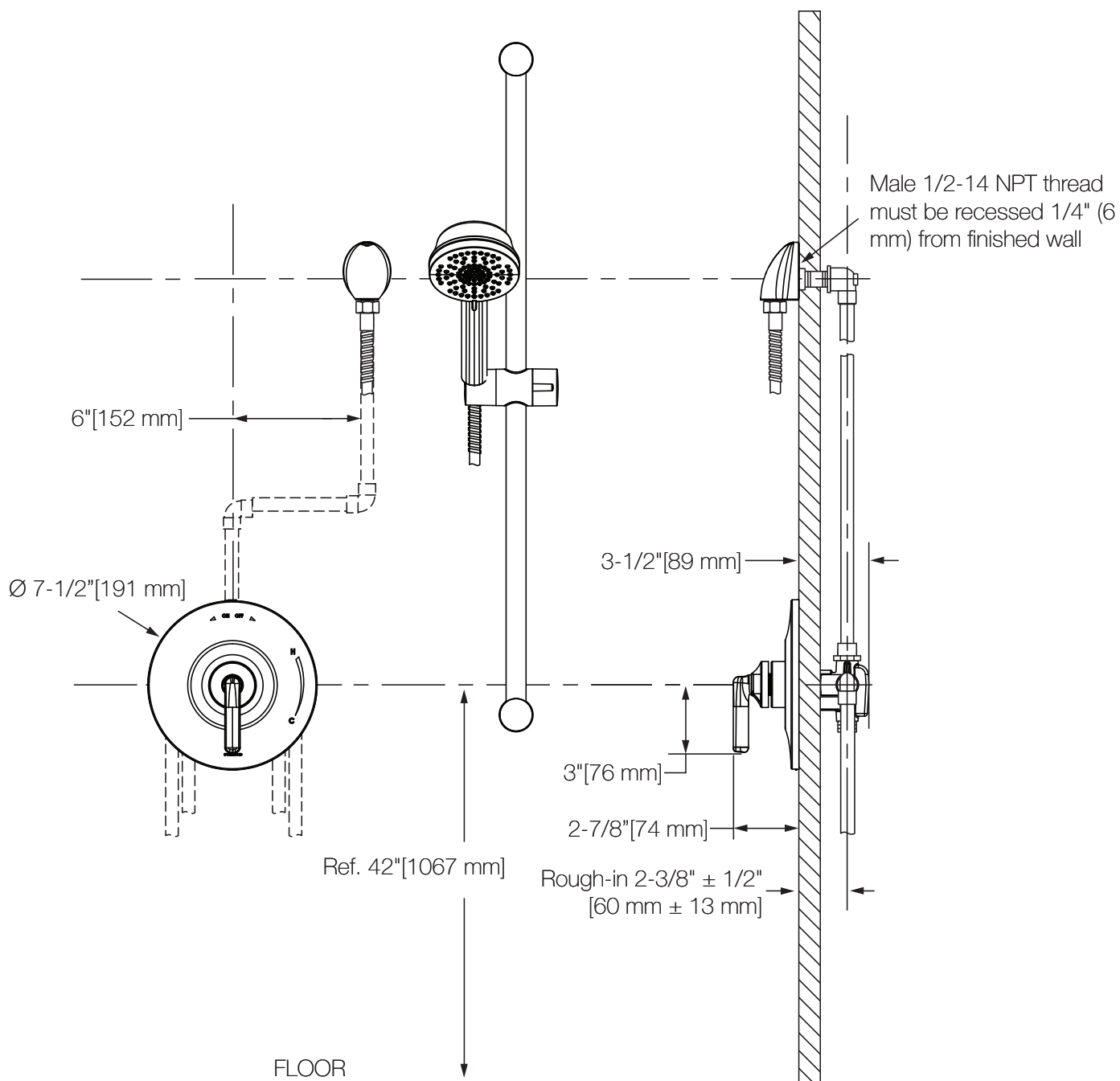
Series	Finish	Modifier	Flow Rate	Trim (required)	Test Cap	Final SKU
5993	STN	L2		TRM	TC	5993STNL2TRMTC
5993	STN			TRM		5993STNTRM

Note: No more than two modifiers (L1-L7) permitted when ordering. Modifiers will list in numerical order.

Architectural/Engineering Specification

Symmons Birch® Hand Shower Trim _____ Includes Birch® Hand Shower Trim powered by Temtrol® Pressure Balancing Shower Valve. Features include metal lever handle, 30" slide bar for hand shower wand, dual checks for backflow protection, 60" flexible metal hose, single-mode HydroMersion™ hand shower with Non-Positive Shutoff (NPSO), standard 2.0 gpm (7.6 L/min) flow restrictor. Components made from metal and nonmetal materials, plated in standard Polished Chrome finish. For optional in-line vacuum breaker order p/n EF-109. 10 Year Commercial Warranty. ASME A112.18.1/CSA B125.1, WaterSense 1.5/2.0 complaint. Lever handle and hand shower meet ADA requirements for operation. Available options: 15 = 1.5 gpm (5.7 L/min) flow restrictor, L2 = Less handshower, L7 = Less handle, STN = Satin Nickel finish, and TC = Test Cap Trim.

Dimensions



Notes:

- 1) Valve body and piping not included and shown as reference only.
- 2) Plaster shield (p/n T-176) for dry wall, plaster or other type walls 1/2" or greater.
- 3) All dimensions measured from nominal rough-in (see 2-3/8" \pm 1/2" [60 mm \pm 13 mm] as reference).
- 4) Dimensions subject to change without notice.