



Location:



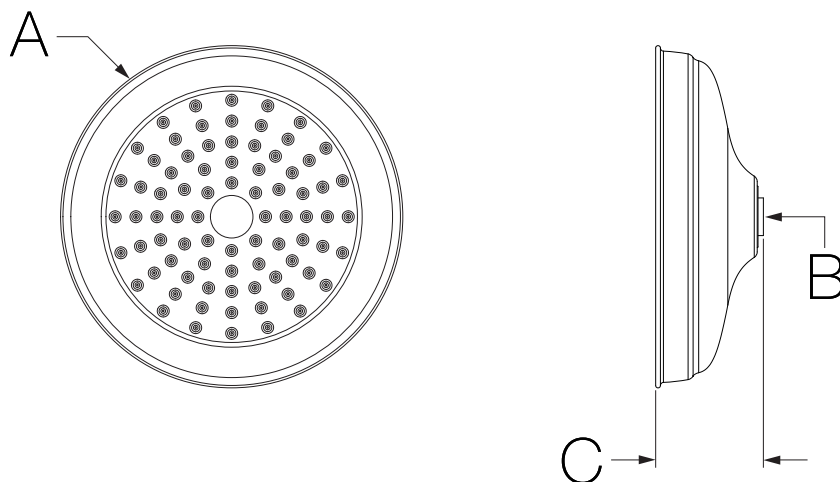
511SH
Showerhead
Specification Submittal

Model Numbers	Feature Highlights
<input type="checkbox"/> 511SH Showerhead	<ul style="list-style-type: none">1 mode showerheadStandard 2.0 gpm (7.6 L/min) flow rateComponents shall be nonmetallic construction, plated in standard polished chrome finish
Options/ Modifications	
<input type="checkbox"/> 1.5 1.5 gpm (5.7 L/min) flow restrictor <input type="checkbox"/> STN Satin Nickel finish	
Warranty	Limited Lifetime - to the original end purchaser in consumer/residential installations. 10 Years - for commercial/industrial installations. Refer to www.symmons.com/warranty for complete warranty information.
Note: Append appropriate -suffix to model number.	
Compliance	
- ASME A112.18.1/CSA B125.1 	

Architectural/ Engineering Specification

Symmons Showerhead _____ Includes 1 mode showerhead, Standard 2.0 gpm (7.6 L/min) flow rate, Components shall be nonmetallic construction, plated in standard polished chrome finish. 10 Year Commercial Warranty. ASME A112.18.1/CSA B125.1 compliant. Available options: "1.5 - 1.5 gpm (5.7 L/min) flow restrictor", "STN - Satin Nickel finish".

Dimensions



Measurements	
A	Ø 8-1/2", 216 mm
B	Female 1/2-14 NPT
C	2-11/16", 68 mm

Note: Dimensions subject to change without notice.