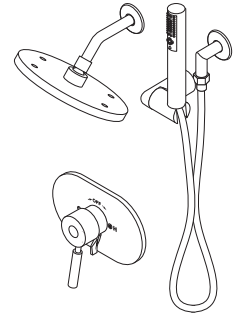


Location:




S4308TRM, S4308TRMTC Shower/Hand Shower Trim Specification Submittal



Feature Highlights

- Sereno Shower/Hand Shower Trim
- Requires Temptrol® Pressure Balancing Tub/Shower Valve
- Integral diverter control
- Metal lever handle
- Cradle for hand shower wand
- 60" flexible metal hose
- 1 mode hand shower
- Dual checks for backflow protection
- 1 mode showerhead
- 2.0 gpm (7.6 L/min) flow restrictors
- Tub spout not included
- Components shall be metal and nonmetallic construction, plated in standard Polished Chrome finish
- Available with TA-10 flow control spindle and T-12A cap assembly for Temptrol valve bodies installed with Test Cap (order p/n S4308TRMTC)
- For optional in-line vacuum breaker order p/n EF-109

Options/Modifications

- ☐ **-1.5**  1.5 gpm (5.7 L/min) flow restrictor
- ☐ **-L1** Less showerhead
- ☐ **-L2** Less hand shower wand
- ☐ **-L3** Less showerhead & hand shower wand
- ☐ **-STN** Satin Nickel finish

Note: Append appropriate -suffix to model number.

Compliance

- ASME A112.18.1/CSA B125.1




Model Numbers

- ☐ **S4308TRM**
Shower/Hand Shower Trim with integral diverter control, Temptrol Pressure Balancing Tub/Shower Valve ordered separately
- ☐ **S4308TRMTC**
Shower/Hand Shower Trim with integral diverter control, TA-10 flow control spindle and T-12A cap assembly, must order Temptrol valve with Test Cap

Warranty

Limited Lifetime - to the original end purchaser in consumer/residential installations.

10 Years - for commercial/industrial installations. Refer to www.symmons.com/warranty for complete warranty information.

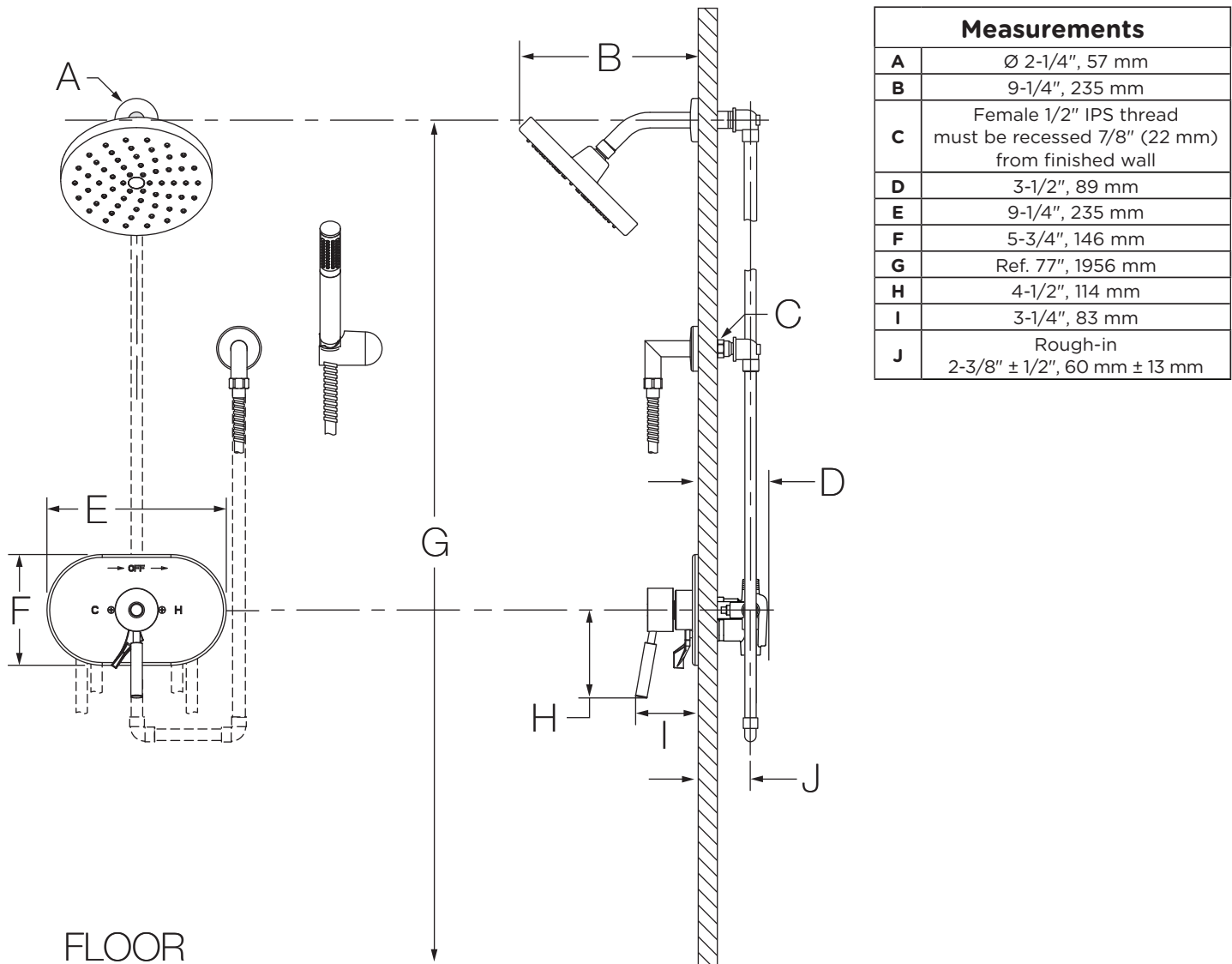


Architectural/ Engineering Specification

Symmons _____ With Sereno Shower/Hand Shower Trim, Requires Temptrol® Pressure Balancing Tub/Shower Valve, Integral diverter control, Metal lever handle, Cradle for hand shower wand, 60" flexible metal hose, 1 mode hand shower, Dual checks for backflow protection, 1 mode showerhead, 2.0 gpm (7.6 L/min) flow restrictor, Tub spout not included, Components shall be metal and nonmetallic construction, plated in standard Polished Chrome finish, Available with TA-10 flow control spindle and T-12A cap assembly for Temptrol valve bodies installed with Test Cap (order p/n S4308TRMTC), For optional in-line vacuum breaker order p/n EF-109. 10 Year commercial Warranty. ASME A112.18.1/CSA B125.1, complaint. Available options include: "1.5 - 1.5 gpm (5.7 L/min) flow restrictor", "L1 - Less showerhead", "L2 - Less hand shower wand", "L3 - Less showerhead & hand shower wand", "STN - Satin nickel finish".

S4308TRM, S4308TRMTC

Dimensions



Notes:

- 1) Valve body and piping not included and shown as reference only.
- 2) Plaster shield (p/n T-176) for dry wall, plaster or other type walls 1/2" or greater.
- 3) All dimensions measured from nominal rough-in (see J as reference).
- 4) Dimensions subject to change without notice.