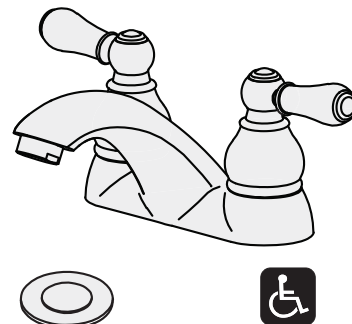





Location:



SLC471210 Centerset Lavatory Faucet Specification Submittal



Model Numbers	Feature Highlights
<input type="checkbox"/> SLC471210 Centerset Lavatory Faucet with pop-up drain assembly	<ul style="list-style-type: none">Two handle 4 inch centerset lavatory faucet with quarter turn ceramic components.Solid Brass ConstructionLever handles with red & blue indicators.Pop-up drain with lift rodAerator, 1.0 gpm flow rate (3.8 L/min) Optional aerator available in lower flow ratesPolished chrome finish
Alternate Finish options	
<input type="checkbox"/> STN Satin Nickel Finish - Polished Chrome (standard finish) Append appropriate suffix to model number.	
Warranty	
Limited Lifetime - to the original end purchaser in consumer/residential installations. 10 Years - for commercial/industrial installations. Refer to www.symmons.com/warranty for complete warranty information.	
	
Standards / Certifications	
ASME A112.18.1/CSA B125.1 WaterSense 1.0 gpm (3.8 L/min)	 

Architectural/Engineering Specification

Symmons Allura_____ With Centerset Lavatory Faucet, two handle 4 inch centerset lavatory faucet with quarter turn ceramic components, Solid Brass Construction, Lever handles with red & blue indicators, Pop-up drain with lift rod, Aerator, 1.0 gpm flow rate (3.8 L/min) Optional aerator available in lower flow rates, Polished chrome finish. 10 Year commercial Warranty. ASME A112.18.1/CSA B125.1, WaterSense 1.0 gpm (3.8 L/min) compliant. Available options include: "STN - Satin nickel Finish".

Dimensions Allura Lavatory Faucet, SLC471210

Part No. LN-01302

