





6795TRM
Shower/Hand Shower Trim
Specification Submittal

Location:

<p>Model Numbers</p> <p><input type="checkbox"/> 6795TRM Shower/Hand Shower Trim</p> <p>Valve Options: -261 Series Temptrol Shower Valve with TRM modifier -161 Series Temptrol Shower Valve requires TC modifiers -2DIVBODYSRT Diverter body, 3 port</p>	<p>Options/Modifications</p> <ul style="list-style-type: none"> <input type="checkbox"/> 15 1.5 gpm (5.7 L/min) flow restrictor <input type="checkbox"/> L1 Less showerhead <input type="checkbox"/> L2 Less hand shower wand <input type="checkbox"/> L3 Less showerhead & hand shower wand <input type="checkbox"/> L4 Less showerhead, shower arm & flange <input type="checkbox"/> L5 Less hand shower system (less cradle, hose, wand & elbow) <input type="checkbox"/> L7 Less handle <input type="checkbox"/> TC Test Cap Trim (includes TA-10&T-12A) used with 161 series Temptrol Shower Valve <input type="checkbox"/> STN Satin Nickel finish <input type="checkbox"/> MB Matte Black finish <input type="checkbox"/> BBZ Brushed Bronze finish
<p>Feature Highlights</p> <ul style="list-style-type: none"> • Shower/Hand Shower Trim. • Requires Temptrol® Pressure Balancing Valve. • Metal lever handles. • Cradle for hand shower wand. • Dual checks for backflow protection. • 60" flexible metal hose. • Single mode hand shower wand with NPSO. • Single mode showerhead. • Standard 2.0 gpm (7.6 L/min) flow restrictors. • Components shall be metal and nonmetallic construction, plated in standard polished chrome finish. 	<p>Warranty</p> <p>Limited Lifetime - to the original end purchaser in consumer/residential installations.</p> <p>10 Years - for commercial/industrial installations. Refer to www.symmons.com/warranty for complete warranty information.</p> 
<p>Compliance</p> <ul style="list-style-type: none"> • ASME A112.18.1/CSA B125.1 • WaterSense 1.5 gpm (5.7 L/min) 2.0 gpm (7.6 L/min) • Lever handle meets ADA requirements for operation.   	

SKU Builder

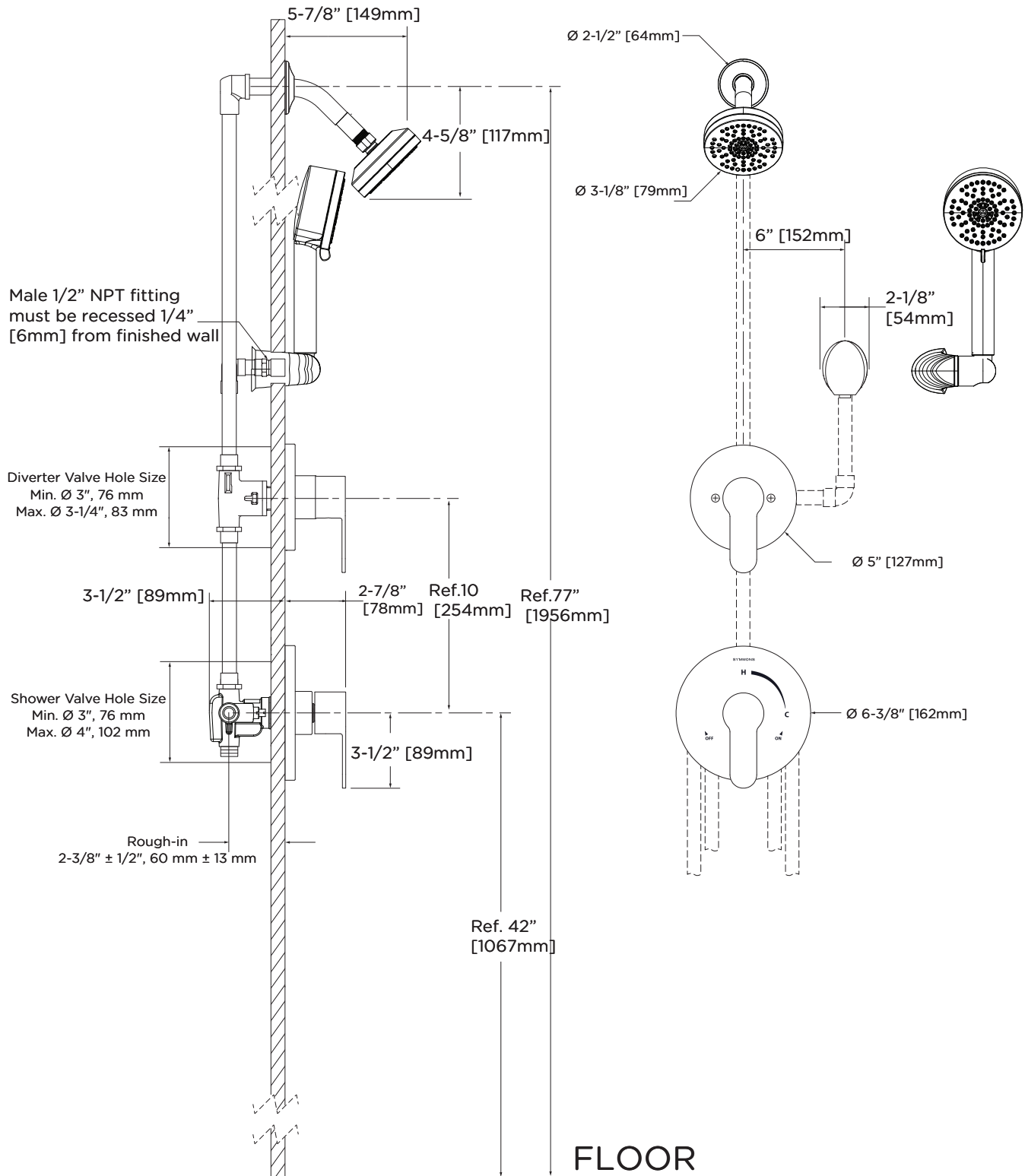
Series	Finish	Modifier	Flow Rate	Trim (required)	Test Cap	Final SKU
6795	MB	L1		TRM	TC	6795MBL1TRMTC
6795	BBZ	L7		TRM		6795BBZL7TRM

Note: No more than two modifiers (L1-L7) and modifier order will follow numerical order.

Architectural/ Engineering Specification

Symmons Identity Shower and Hand Shower Trim _____ Includes Identity Shower and Hand Shower Trim powered by Temptrol® Pressure Balancing Shower Valve. Features metal lever handle, cradle for hand shower wand, dual checks for backflow protection, 60" flexible metal hose, 5-1/2" diverter tub spout, single mode hand shower wand with NPSO, single mode showerhead, and 2.0 gpm (7.6 L/min) flow restrictors. Components shall be metal and nonmetallic construction, plated in standard polished chrome finish. 10 Year commercial Warranty. ASME A112.18.1/CSA B125.1, WaterSense 1.5 gpm (5.7 L/min) 2.0 gpm (7.6 L/min) complaint. Lever meets ADA requirements for operation. Available options include: "15 - 1.5 gpm (5.7 L/min) flow restrictor", "L1 - Less showerhead", "L2 - Less hand shower wand", "L3 - Less showerhead & hand shower wand", "L4 - Less showerhead, shower arm & flange", "L5 - Less hand shower system", "L7 - Less handle", "TC - Test Cap Trim", "STN - Satin Nickel finish", "MB - Matte Black finish", and "BBZ - Brushed Bronze finish".

Dimensions



Notes:

- 1) Valve body and piping not included and shown as reference only.
- 2) Plaster shield (p/n T-176) for dry wall, plaster or other type walls 1/2" or greater.
- 3) All dimensions measured from nominal rough-in.
- 4) Dimensions subject to change without notice.