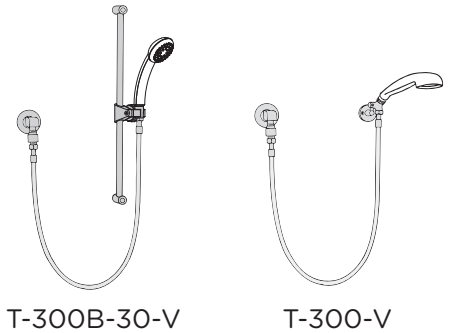





Location:



T-300-V, T-300B-30-V Hand Shower /Slide Bar Assembly Specification Submittal



Model Numbers	Feature Highlights
<input type="checkbox"/> T-300-V Hand shower with wall mounted cradle <input type="checkbox"/> T-300B-30-V Hand shower with 30 inch vertical bar and adjustable slide with cradle	<ul style="list-style-type: none"> • Hand shower with 5 foot flexible metal hose, in-line vacuum breaker, wall elbow and flange • 30 inch (762 mm) vertical bar and adjustable slide and cradle for mounting hand shower (model T-300B-30-V only) • Wall mounted cradle for mounting hand shower (model T-300-V only) • Dual checks for backflow protection • White hand shower wand (model# FP-1-TEMPTRON) made from plastic components for Polished chrome and Satin nickel hand shower systems • Hand shower flow rate 2.0 gpm (7.6 L/min) • Polished chrome finish (standard) on all hand shower components less hand shower wand • For optional in-line vacuum breaker order p/n EF-109
Options/ Modifications <ul style="list-style-type: none"> <input type="checkbox"/> 1.5  1.5 gpm (5.7 L/min) flow restrictor <input type="checkbox"/> STN Satin Nickel finish <input type="checkbox"/> L2 Less hand shower wand <input type="checkbox"/> 48 48 inch bar in place of 30 inch bar <input type="checkbox"/> 72 72" hose in place of 60" hose <input type="checkbox"/> R White vinyl hose in place of metal hose <p>Note: Append appropriate -suffix to model number.</p>	
Compliance - ASME A112.18.1/CSA B125.1 	Warranty Limited Lifetime - to the original end purchaser in consumer/residential installations. 10 Years - for commercial/industrial installations. Refer to www.symmons.com/warranty for complete warranty information. 

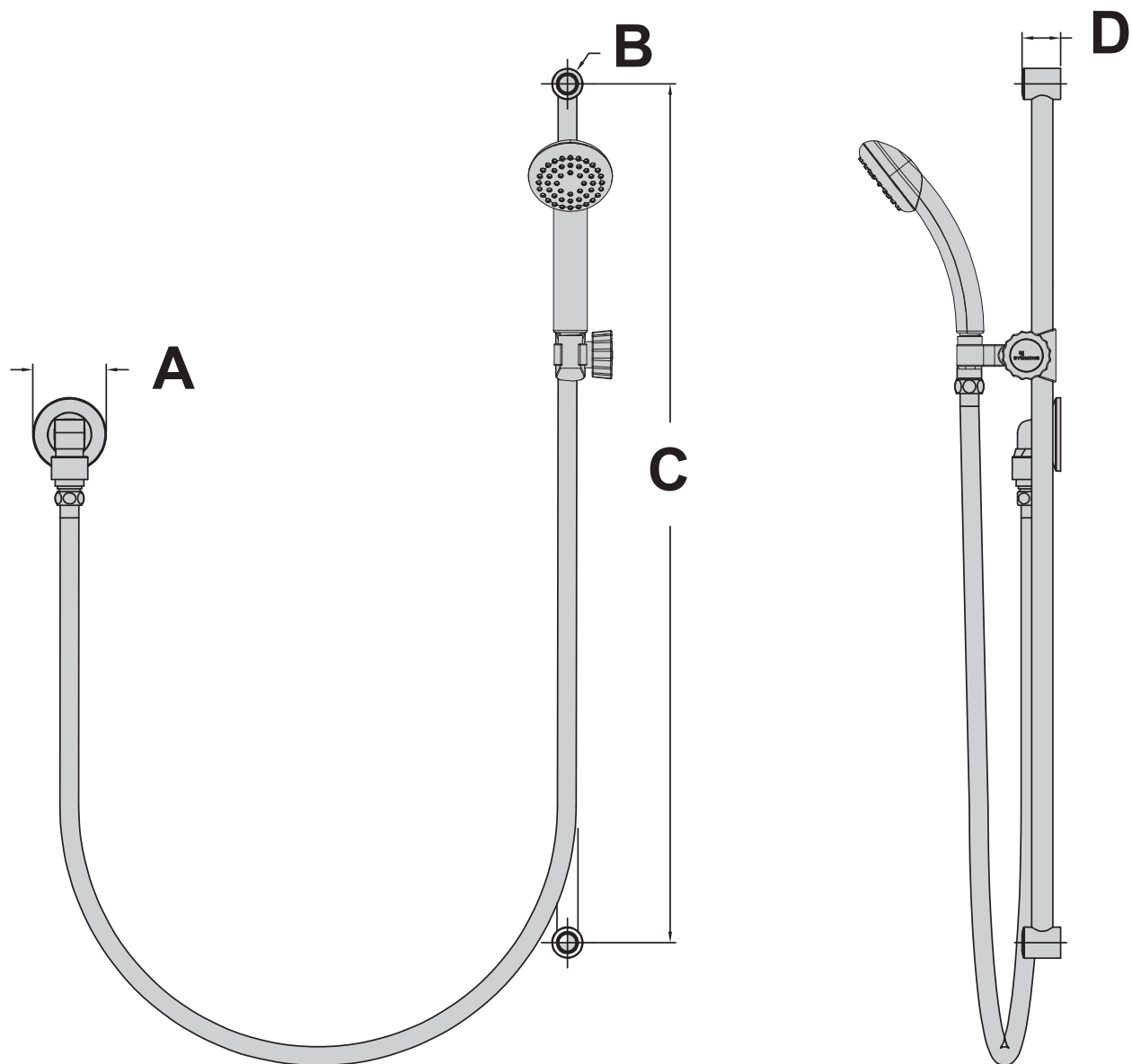
Architectural/ Engineering Specification

Symmons Euro-Flo Hand Shower _____ Includes Hand shower with 5 foot flexible metal hose, in-line vacuum breaker, wall elbow and flange, 30 inch (762 mm) vertical bar and adjustable slide and cradle for mounting hand shower (model T-300B-30-V only), Wall mounted cradle for mounting hand shower (model T-300-V only), Dual checks for backflow protection, White hand shower wand (model# FP-1-TEMPTRON) made from plastic components for Polished chrome and Satin nickel hand shower systems, Hand shower flow rate 2.0 gpm (7.6 L/min), Polished chrome finish (standard) on all hand shower components less hand shower wand, For optional in-line vacuum breaker order p/n EF-109. 10 Year Commercial Warranty. ASME A112.18.1/CSA B125.1 compliant. Available options: "1.5 - 1.5 gpm (5.7 L/min) flow restrictor", "STN - Satin Nickel finish", "L2 - Less hand shower wand", "48 - 48 inch bar in place of 30 inch bar", "72 - 72" hose in place of 60" hose", "R - White vinyl hose in place of metal hose".



T-300-V, T-300B-30-V

Dimensions



Measurements	
A	2-1/2", 64 mm
B	1", 27 mm
C	29-1/4", 745 mm
D	1-1/4", 33 mm

Note: Dimensions subject to change without notice.