

Location:



5301-TRM, 5301TRMTC Shower Trim Specification Submittal




Feature Highlights

- Museo Shower Trim
- Requires Temptrol® Pressure Balancing Shower Valve
- Metal lever handle
- 1 mode showerhead
- 2.0 gpm (7.6 L/min) flow restrictor
- Tub spout not included
- Components shall be metal and nonmetallic construction, plated in standard Polished Chrome finish
- Available with TA-10 flow control spindle and T-12A cap assembly for Temptrol valve bodies installed with Test Cap (order p/n 5301TRMTC)

Model Numbers

- ☐ **5301-TRM**
Shower Trim, Temptrol Pressure Balancing Shower Valve ordered separately
- ☐ **5301TRMTC**
Shower Trim with TA-10 flow control spindle and T-12A cap assembly, must order Temptrol valve with Test Cap

Options/Modifications

- ☐ **-1.5**  1.5 gpm (5.7 L/min) flow restrictor
- ☐ **-L1** Less showerhead
- ☐ **-L7** Less handle
- ☐ **BLK** Polished Graphite

Note: Append appropriate -suffix to model number.

Compliance


- ASME A112.18.1/CSA B125.1



Warranty

Limited Lifetime - to the original end purchaser in consumer/residential installations.

10 Years - for commercial/industrial installations. Refer to www.symmons.com/warranty for complete warranty information.



Architectural/ Engineering Specification

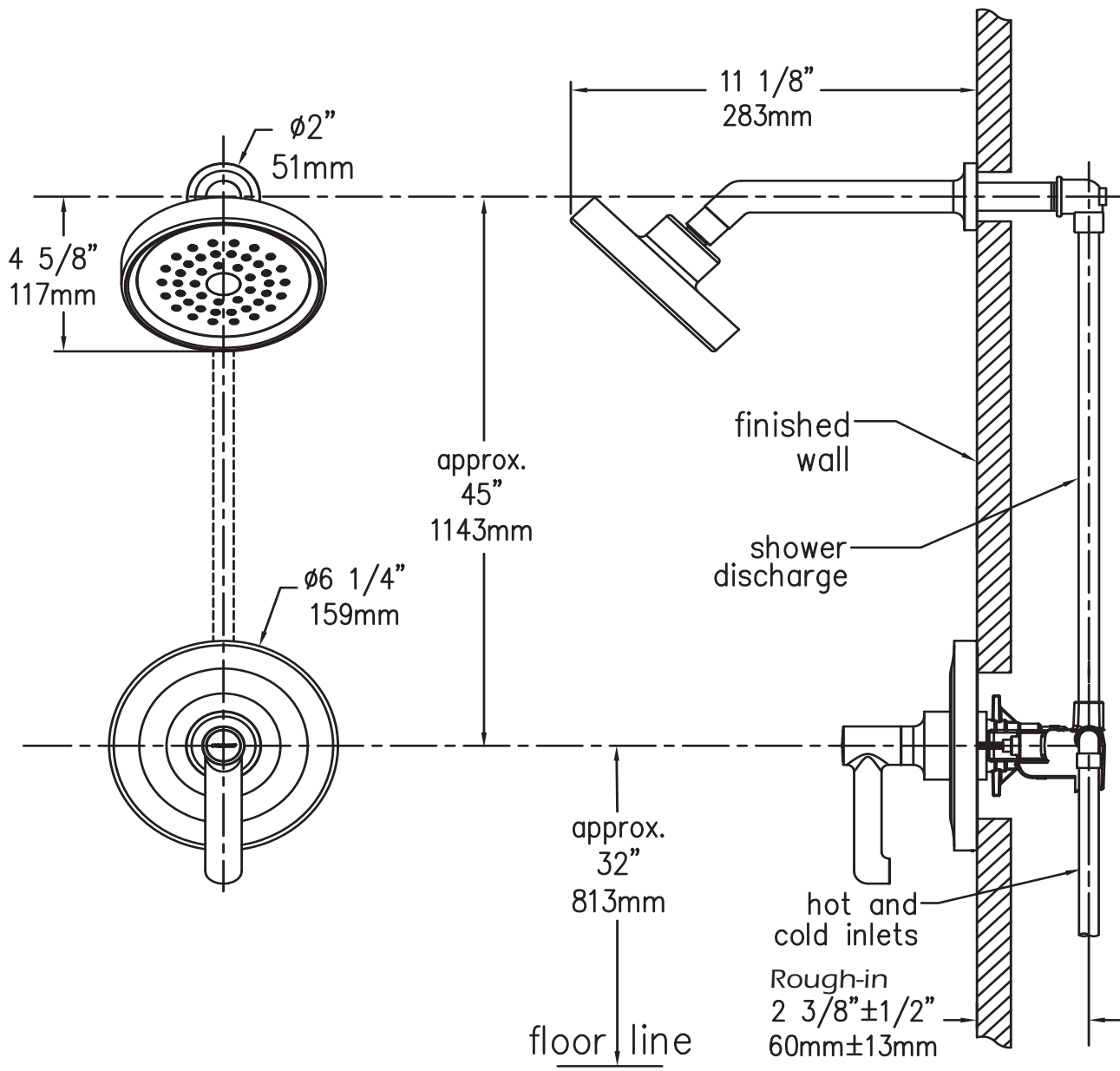
Symmons _____ With Museo Shower Valve Trim, requires Temptrol® pressure balancing shower valve, metal lever handle, 1 mode showerhead, 2.0 gpm (7.6 L/min) flow restrictor, Tub spout not included, components shall be metal and nonmetallic construction, plated in standard Polished Chrome finish, available with TA-10 flow control spindle and T-12A cap assembly for Temptrol valve bodies installed with Test Cap (order p/n 5401TRMTC). 10 Year commercial Warranty. ASME A112.18.1/CSA B125.1, Complaint. Available options include "1.5 - 1.5 gpm (5.7 L/min) flow restrictor", "L1 - Less showerhead", "L7 - Less Handle", "BLK - Polished Graphite". "STN - Satin nickel finish".



SYMMONS® Museo

5301-TRM, 5301TRMTC

Dimensions



Notes:

- 1) Valve body and piping not included and shown as reference only.
- 2) Plaster shield (p/n T-176) for dry wall, plaster or other type walls 1/2" or greater.
- 3) All dimensions measured from nominal rough-in.
- 4) Dimensions subject to change without notice.