

Location:



SYMMONS®

Dia®




SLC3512  
Centerset Faucet  
Specification Submittal

Model Number

☐ **SLC3512**  
*Centerset Faucet*

Modifications

- ☐ **05**  *0.5 gpm (1.9 L/min) flow rate restrictor*
- ☐ **STN** *Satin nickel finish*

Specification

Complete 4 inch assembled faucet constructed from solid brass includes lift rod, metal pop-up drain assembly, mounting hardware (nonmetallic and brass components) and 1.0 gpm (3.8 L/min) aerator with aerator removal key. Components plated in standard polished chrome finish.



Warranty

**Limited Lifetime** - to the original end purchaser in consumer/residential installations.  
**10 Years** - for commercial/industrial installations. Refer to [www.symmons.com/warranty](http://www.symmons.com/warranty) for complete warranty information.



**Note:** Append appropriate suffix to model number.

Compliance / Conforme

ASME A112.18.1/CSA B125.1

NSF/ANSI/CAN 61: Q<1, NSF/ANSI 372

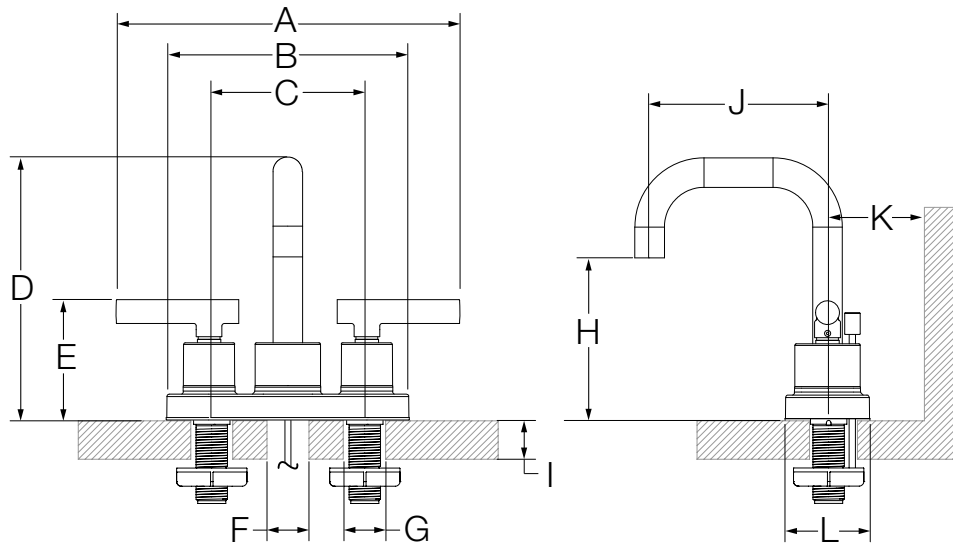
WaterSense 1.0 gpm (3.8 L/min)



Architectural/ Engineering Specification

Symmons Dia Centerset Faucet \_\_\_\_\_ With Complete 4 inch assembled faucet constructed from solid brass includes lift rod, metal pop-up drain assembly, mounting hardware (nonmetallic and brass components) and 1.0 gpm (3.8 L/min) aerator with aerator removal key. Components plated in standard polished chrome finish. 10 Year commercial Warranty. ASME A112.18.1/CSA B125.1, NSF/ANSI/CAN 61: Q<1, NSF/ANSI 372, WaterSense 1.0 gpm (3.8 L/min) complaint. Available options include: "05 - 0.5 gpm (1.9 L/min) flow rate restrictor", "STN - Satin nickel finish".

## Dimensions



Measurements	
A	8-11/16", 221 mm
B	6-1/8", 156 mm
C	4", 102 mm
D	6-5/8", 168 mm
E	3-1/16", 78 mm
F	Min. Ø 1-1/2", 38 mm Max. Ø 1-5/8", 41 mm
G	Min. Ø 1-1/4", 32 mm Max. Ø 1-1/2", 38 mm
H	4-1/8", 105 mm
I	Min. 3/4", 19 mm Max. 1-1/2", 38 mm
J	4-1/2", 114 mm
K	Min. 2-1/2", 64 mm
L	2-3/16", 56 mm


**Note:** Dimensions are subject to change without notice.

# SLC3512

## Robinet monopièce

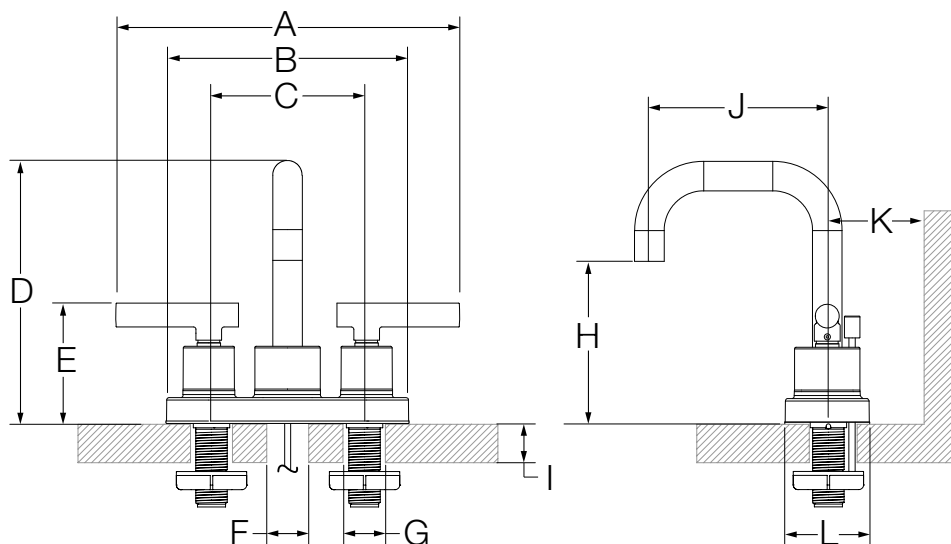
### Produit Soumission



Numéro de modèle	Spécification
<input type="checkbox"/> <b>SLC3512</b> <i>Robinet monopièce</i>	Le robinet monopièce comprends complète robinet 4 pouces assemblé, une tige de levage, un assemblage de drain soulevable, le matériel de montage et un aérateur de 1.0 gpm / (5,7 l/min) avec une clé d'enlèvement d'aérateur. Composantes fabriquées de métal matériaux plaqués de fini chrome poli standard.
Modifications	
<input type="checkbox"/> <b>05</b>  <i>0.5 gpm (1.9 L/min) limiteur de débit de taux</i>	
<input type="checkbox"/> <b>STN</b> <i>Fini nickel satiné</i>	
<b>Remarque:</b> Approprié append suffixe au numéro de modèle.	
Conforme	
ASME A112.18.1/CSA B125.1 NSF/ANSI/CAN 61: Q<1, NSF/ANSI 372 WaterSense 1.0 gpm (3.8 L/min)	<b>Garantie</b> <b>Garantie limitée</b> - à l'acheteur original dans les installations du consommateur/résidentiel. <b>10 Ans</b> - pour les installations commerciales/industriel. Se reporter au <a href="http://www.symmons.com/warranty">www.symmons.com/warranty</a> pour l'information complète concernant la garantie.



## Dimensions



Mesures	
A	8-11/16", 221 mm
B	6-1/8", 156 mm
C	4", 102 mm
D	6-5/8", 168 mm
E	3-1/16", 78 mm
F	Min. Ø 1-1/2", 38 mm Max. Ø 1-5/8", 41 mm
G	Min. Ø 1-1/4", 32 mm Max. Ø 1-1/2", 38 mm
H	4-1/8", 105 mm
I	Min. 3/4", 19 mm Max. 1-1/2", 38 mm
J	4-1/2", 114 mm
K	Min. 2-1/2", 64 mm
L	2-3/16", 56 mm

**Remarque:** Les dimensions sont indiquées sous réserve de modifications.