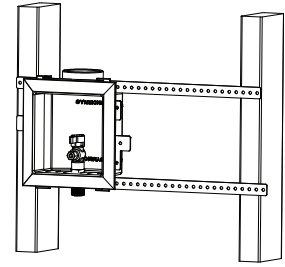






SYMMONS[®] IceMate[™]



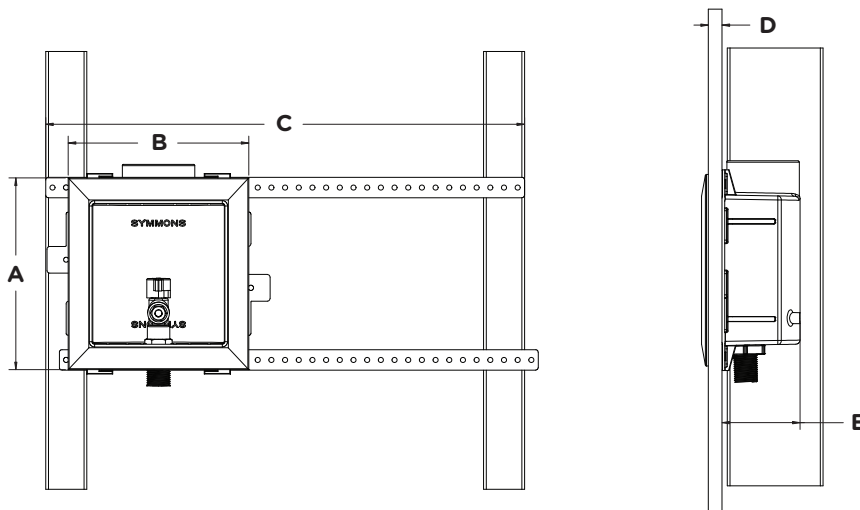
IM600 IceMate[™] Valve Specification Submittal

Model Numbers	Feature Highlights
<input type="checkbox"/> IM600 <i>IceMate[™] Supply Box with Valve</i>	<ul style="list-style-type: none"> • Installation straps for 16" O.C. stud mounting or direct-to-stud mounting. • Ice Maker Valve. • 1/2-14 NPSM with 1/2" Sweat Inlets 1/4" Outlet. • Valve can be installed as bottom or top supply. • Accommodates 1 layer of 1/2" drywall up to 2 layers of 5/8" drywall. • Box material: PVC • Mounting straps
Options/Modifications	Warranty
<input type="checkbox"/> A <i>Water Hammer Arrestor Size AA</i> <input type="checkbox"/> P1 <i>Crimp PEX</i> <input type="checkbox"/> P2 <i>Cold Expansion PEX</i>	<p>Limited Lifetime - to the original end purchaser in consumer/residential installations.</p> <p>10 Years - for commercial/industrial installations. Refer to www.symmons.com/warranty for complete warranty information.</p> 
<p>Note: Append appropriate -suffix to model number.</p> <p>Compliance</p> <ul style="list-style-type: none"> - ASME A112.18.1/CSA B125.1 - NSF 61.9, NSF 372 - ASSE 1010 (IM600A only) 	

Architectural/Engineering Specification

Symmons IceMate[™] _____: with dual-sided mounting tabs or installation straps that allow for top or bottom supply mounting. Accommodates single 1/2" drywall up to two layers of 5/8" drywall. Inlets include 1/2-14 NPSM with 1/2" sweat and optional "1/2" crimp PEX" or "1/2" cold expansion PEX". NSF 61.9, NSF 372, ASSE 1010 (IM600A only) Compliant. Modifications include: "A - Water Hammer Arrestor Size AA", "P1 - Crimp PEX", "P2 - Cold Expansion PEX".

Dimensions



Measurements	
A	7", 178 mm
B	6-5/8", 168 mm
C	17-1/2", 445 mm
D	Min. 1/2", 13 mm Max. 1-1/4", 32 mm
E	2-7/8", 72 mm

Note: Dimensions subject to change without notice.