

Location:







SYMMONS® Dia ActivSense™



S6350B & S6350E

Sensor Lavatory Faucet

Specification Submittal

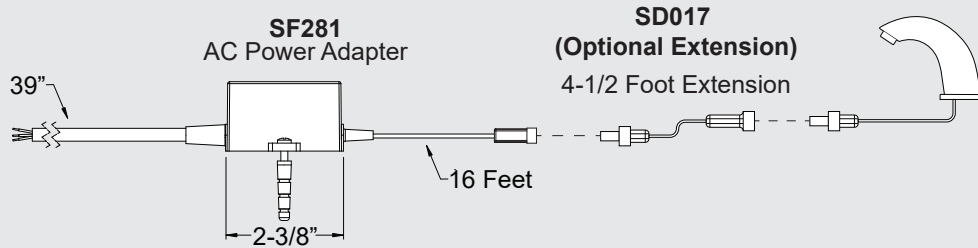
Model Numbers	Feature Highlights
<input type="checkbox"/> S6350B <i>Sensor Lavatory Faucet 6X1.5V Batteries included</i> <input type="checkbox"/> S6350E <i>Sensor Lavatory Faucet 9V Transformer</i>	<ul style="list-style-type: none"> • LEED Rating • Optional hygiene flush • Robust brass body • 0.5 GPM (1.9L/min) Aerator Installed. • Includes Optional 0.35 GPM (1.3L/min) and 1.0 GPM (3.8L/min) Aerators • Adjustable settings • Easy to install • ADA compliant • Vandal Resistant Aerator - Requires Wrench to remove
Finish Options/Modifications	
<input type="checkbox"/> M <i>Temperature mixer control</i> <input type="checkbox"/> STN <i>Satin Nickel finish</i> <input type="checkbox"/> MB <i>Matte Black finish</i> Note: Append appropriate suffix to model number.	<h3>Compliance</h3>
Options <i>(sold as separate line items add appropriate)</i>	
<input type="checkbox"/> RC6960 <i>Remote Control</i> <input type="checkbox"/> SD6350BL <i>Matching Dia soap dispenser.</i> <input type="checkbox"/> USDP4 <i>4 Inch Deck Plate.</i> <input type="checkbox"/> USDP8 <i>8 Inch Deck Plate.</i> <input type="checkbox"/> SF275 <i>Converts S6350B to AC powered (S6350E)</i> <input type="checkbox"/> SF278 <i>120V Cable 4.5 feet long Hard wired 15 Amp circuit. (QTY:10) 12 Volt Outputs , 4.2A Any combination of devices 10 devices maximum (SF277 not included)</i> <input type="checkbox"/> 8210CK <i>MaxLine® Tempering Valve</i>	<ul style="list-style-type: none"> - ASME A112.18.1/CSA B125.1 - NSF/ANSI 372 - UL# E311169 (USA & Canada) - Buy American Act Compliant - ADA Compliant   
<h3>Warranty</h3>	
<p>Limited Lifetime - for residential installations. 10 Years - for commercial/industrial installations. Refer to www.symmons.com/warranty for complete warranty information.</p> 	

Architectural/Engineering Specification

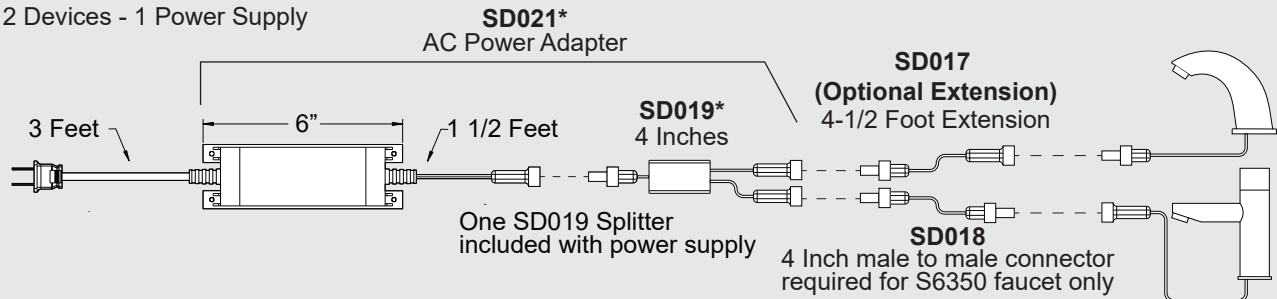
Symmons Dia ActivSense Sensor Lavatory Faucet _____: with IR hands free sensor technology, 6 “AA” batteries included. Includes Optional hygiene flush, 0.5 GPM aerator installed with 0.35 and 1.0 GPM included with vandal resistant housing. Solid brass construction with braided supply lines including 3/8” inlets. Options include “9V power supply”, “temperature mixing control”, “remote control”, “matching soap dispenser”, “4” deck plate”, “8” deck plate”, and “10 port power supply”. Complies with ADA, ASME A112.18.1/CSA B125.1, NSF/ANSI 372, UL# E311169, and Buy American Act, ADA Compliant.

Power Layout

1 Devices - 1 Power Supply



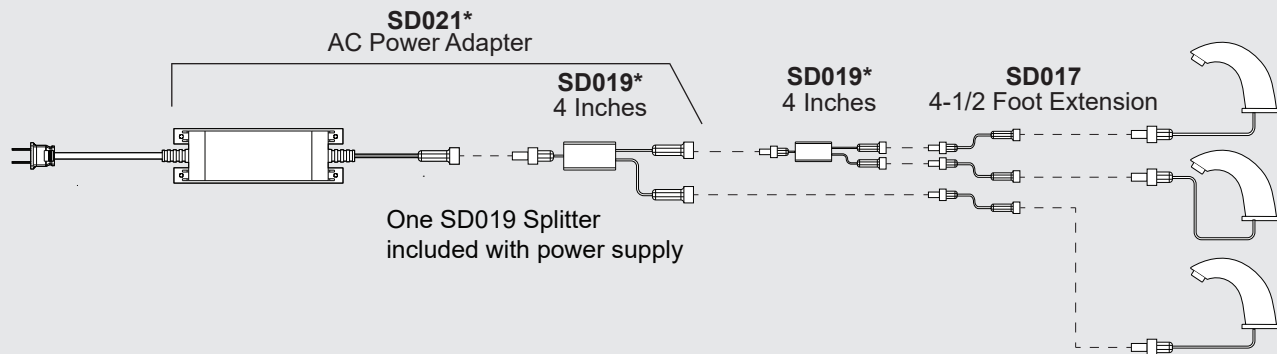
2 Devices - 1 Power Supply



*SD019 is required when powering a faucet from the SD021 power supply.

3 Devices - 1 Power Supply

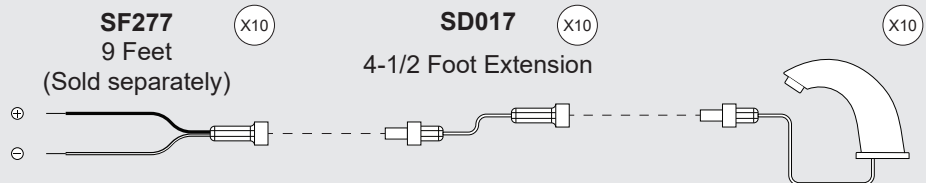
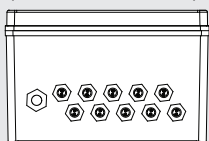
Maximum of 3 Devices per power supply



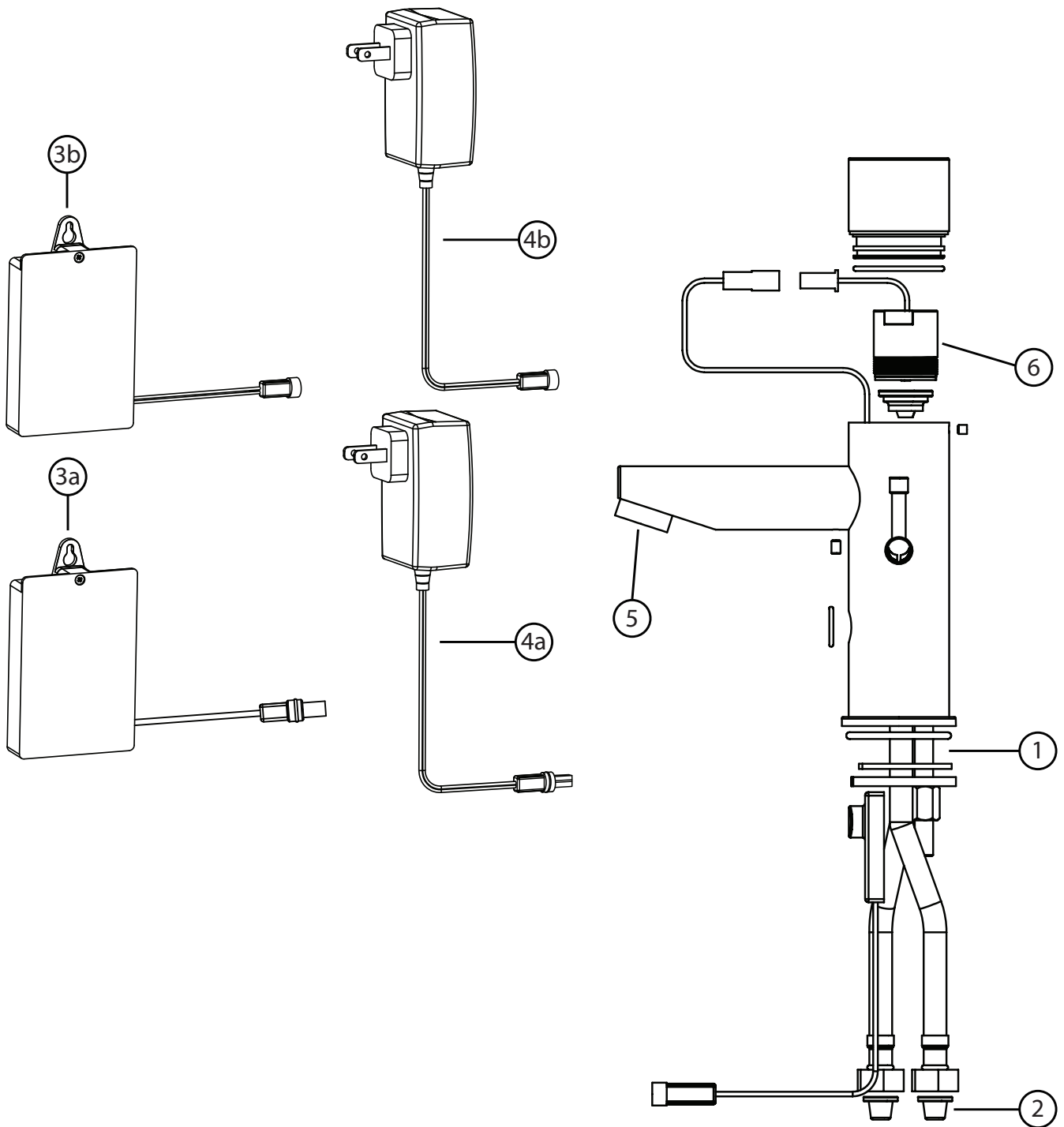
*SD019 is required when powering a faucet from the SD021 power supply.

10 Devices - 1 Power Supply

SF278
 120V Cable 4.5 feet long
 Hard wired 15 Amp circuit.
 (QTY:10) 12 Volt Outputs , 4.2A
 Any combination of devices
 10 devices maximum
 (SF277 not included)



Installation /Repair Parts

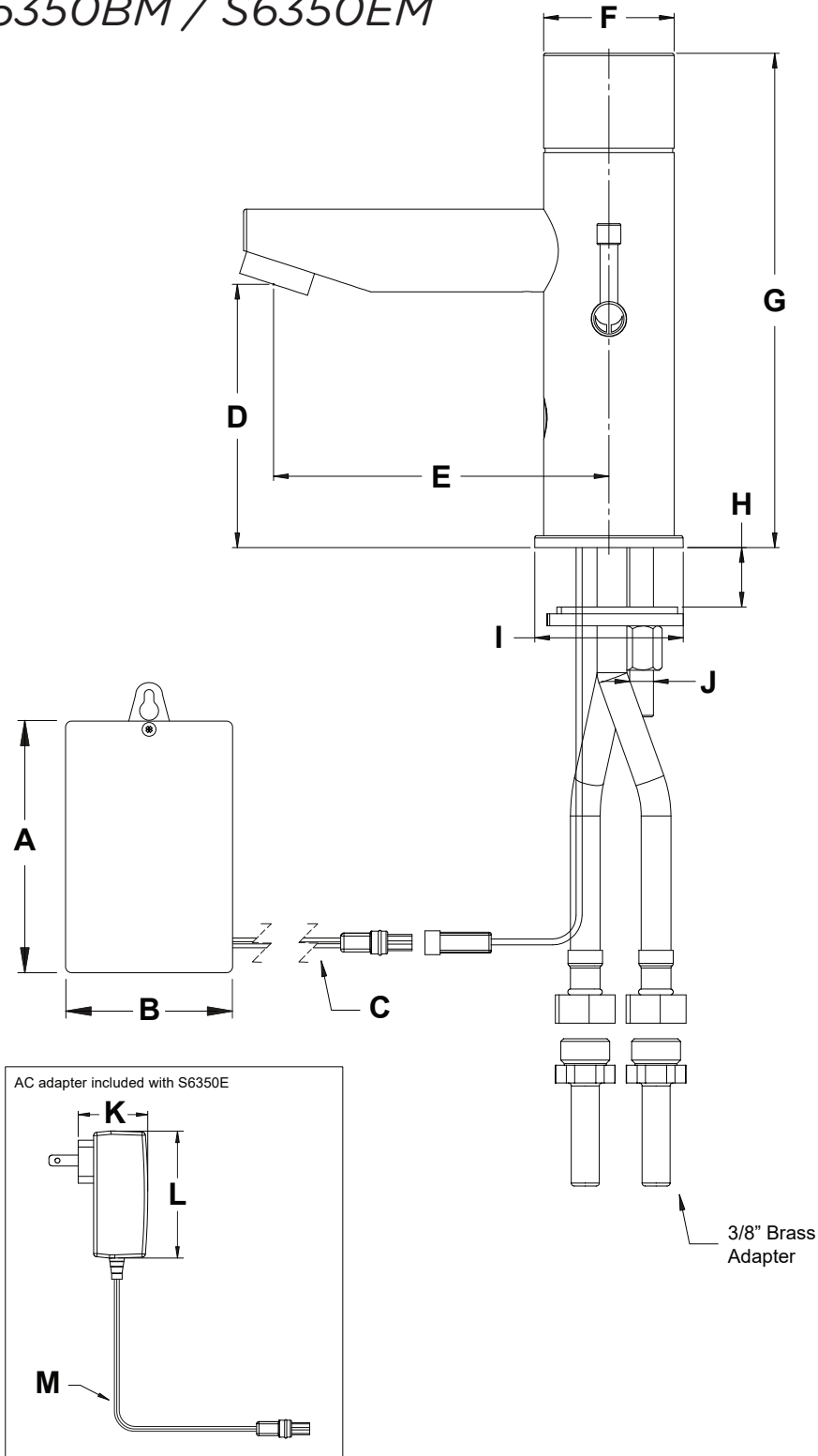


Note: Dimensions subject to change without notice.

Replacement Parts		
Item	Description	Part No.
1	Seals and screws kit	SF264
2	Filter	SF273
3	Battery box (batteries not included)	SF274
4	9V AC transformer	SF275

Dimensions

S6350BM / S6350EM



Measurements	
A	5" , 127 mm
B	3" , 76 mm
C	18" , 457 mm
D	3-1/2" , 89mm
E	4-1/2" , 113mm
F	1-3/4" , 44mm
G	6-1/2" , 166mm
H	Max: 1-3/8" , 35mm
I	Ø2" , Ø50mm
J	Ø3/8" , Ø8mm
K	1-5/8" , 41 mm
L	2-7/8" , 74 mm
M	15' , 4.5 m

Note: Dimensions subject to change without notice.