

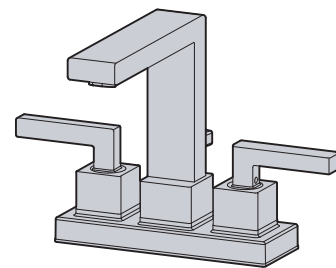
Location:



SLC-3612

Duro® Centerset Faucet

Specification Submittal

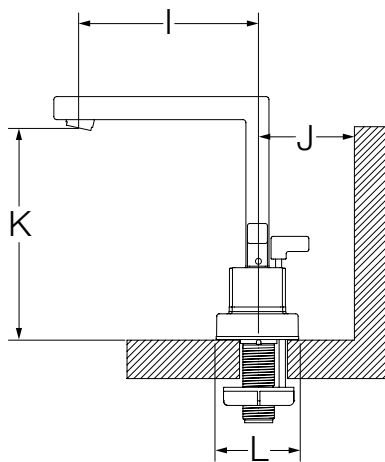
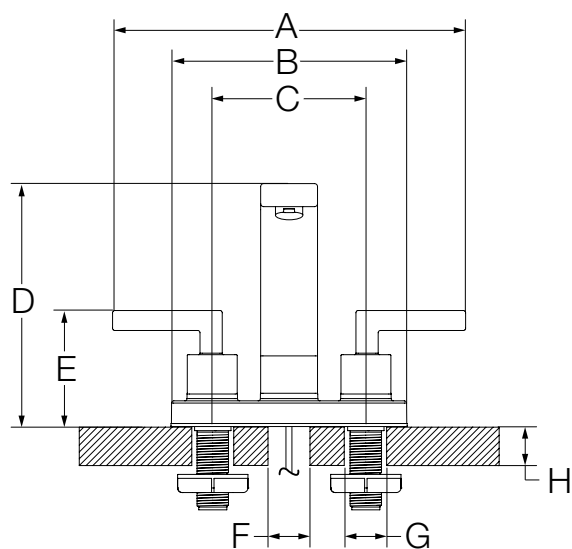


Model Number	Specification
<input type="checkbox"/> SLC-3612-1.0 Duro Centerset Faucet	Complete 4 inch assembled faucet constructed from solid brass includes lift rod, metal pop-up drain assembly, mounting hardware (nonmetallic and brass components) and 1.0 gpm (3.8 L/min) aerator. Components plated in standard polished chrome finish.
Modifications	Warranty
-0.5 0.5 gpm (1.9 L/min) flow rate restrictor	Limited Lifetime - to the original end purchaser in consumer/residential installations.
-STN Satin nickel finish	10 Years - for commercial/industrial installations. Refer to www.symmons.com/warranty for complete warranty information.
Note: Append appropriate -suffix to model number.	
Compliance	
NSF/ANSI/CAN 61: Q<1, NSF/ANSI 372 ASME A112.18.1; CSA B125.1 WaterSense 1.0 gpm (3.8 L/min)	

Architectural/ Engineering Specification

Symmons Duro Centerset Faucet _____ with Complete 4 inch assembled faucet constructed from solid brass includes lift rod, metal pop-up drain assembly, mounting hardware (nonmetallic and brass components) and 1.0 gpm (3.8 L/min) aerator. Components plated in standard polished chrome finish. 10 Year commercial Warranty. NSF/ANSI/CAN 61: Q<1, NSF/ANSI 372, ASME A112.18.1; CSA B125.1, WaterSense 1.0 gpm (3.8 L/min), complaint. Available options include:" -0.5 - 0.5 gpm (1.9 L/min) flow rate restrictor", "-STN - Satin nickel finish".

Dimensions

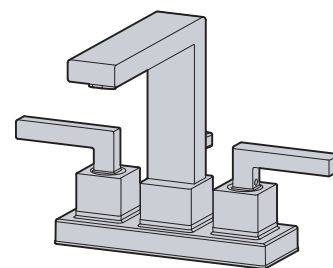


Measurements	
A	9-3/16", 233 mm
B	6-1/8", 156 mm
C	4", 102 mm
D	6-5/16", 160 mm
E	3", 76 mm
F	Min. Ø 1-1/2", 38 mm Max. Ø 1-5/8", 41 mm
G	Min. Ø 1-1/4", 32 mm Max. Ø 1-1/2", 38 mm
H	Min. 3/4", 19 mm Max. 1-1/2", 38 mm
I	4-11/16", 119 mm
J	Min. 2-1/2", 64 mm
K	5-1/2", 140 mm
L	2-1/8", 54 mm

Note: Dimensions are subject to change without notice.




SLC-3612
Robinet monopièce Duro®
Produit Soumission



Número de modelo

SLC-3612-1.0 Llave central Duro

Modificaciones

-0.5  0.5 gpm (1.9 L/min) flujo restrictor tasa

-STN Acabado en níquel satinado

Nota: Anexar apropiado -sufijo al número de modelo.

Cumplimiento

NSF/ANSI/CAN 61: Q<1, NSF/ANSI 372

ASME A112.18.1; CSA B125.1

WaterSense 1.0 gpm (3.8 L/min)




Especificación

La llave central incluye completa llave 4 pulgadas montado, varilla de levantamiento, ensamble del desagüe automático, juego de herrajes y un aireador de 1.0 gpm (3.8 L/min) con del aireador. Los componentes están hechos de metal recubiertos con acabado cromado pulido estándar.

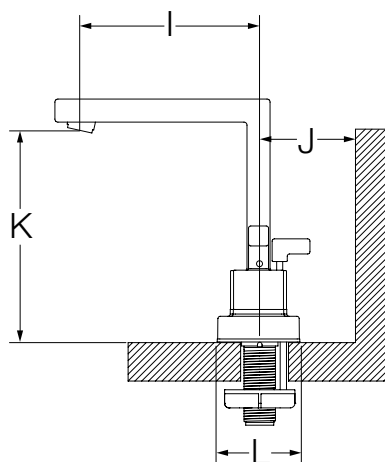
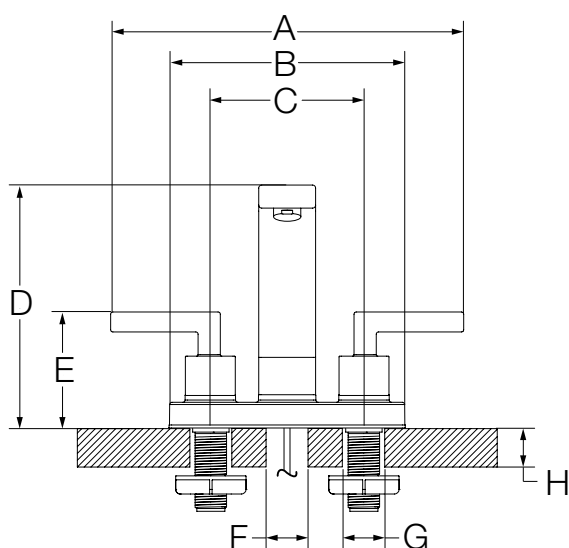
Garantía

Vida Útil Limitada - Hasta el comprador final original en instalaciones residenciales/de consumo.

10 Años - Para instalaciones comerciales/industriales. Consulte www.symmons.com/warranty para obtener



Dimensiones



Medidas	
A	9-3/16", 233 mm
B	6-1/8", 156 mm
C	4", 102 mm
D	6-5/16", 160 mm
E	3", 76 mm
F	Min. Ø 1-1/2", 38 mm Max. Ø 1-5/8", 41 mm
G	Min. Ø 1-1/4", 32 mm Max. Ø 1-1/2", 38 mm
H	Min. 3/4", 19 mm Max. 1-1/2", 38 mm
I	4-11/16", 119 mm
J	Min. 2-1/2", 64 mm
K	5-1/2", 140 mm
L	2-1/8", 54 mm

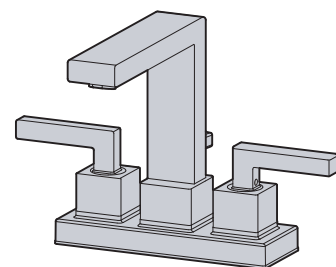
Nota: Las dimensiones pueden cambiar sin previo aviso.



SLC-3612

Robinet monopièce Duro®

Produit Soumission



Numéro de modèle

☐ **SLC-3612-1.0** Robinet monopièce Duro

Modifications

-0.5  0.5 gpm (1.9 L/min) limiteur de débit de taux

-STN Fini nickel satiné

Remarque: Approprié append -suffixe au numéro de modèle.

Conforme

NSF/ANSI/CAN 61: Q<1, NSF/ANSI 372

ASME A112.18.1; CSA B125.1

WaterSense 1,0 g/m /3,8 l/min)




Spécification

Le robinet monopièce comprends complète robinet 4 pouces assemblé, une tige de levage, un assemblage de drain soulevable, le matériel de montage et un aérateur de 1,0 g/m /3,8 l/min) avec une d'aérateur. Composantes fabriquées de métal matériaux plaqués de fini chrome poli standard.

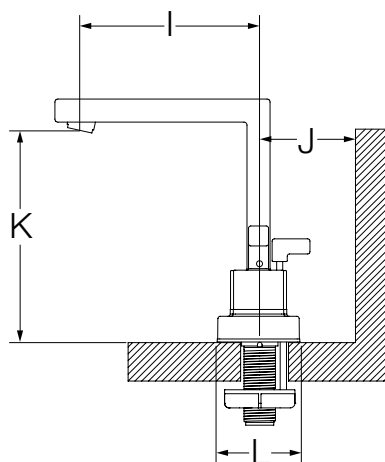
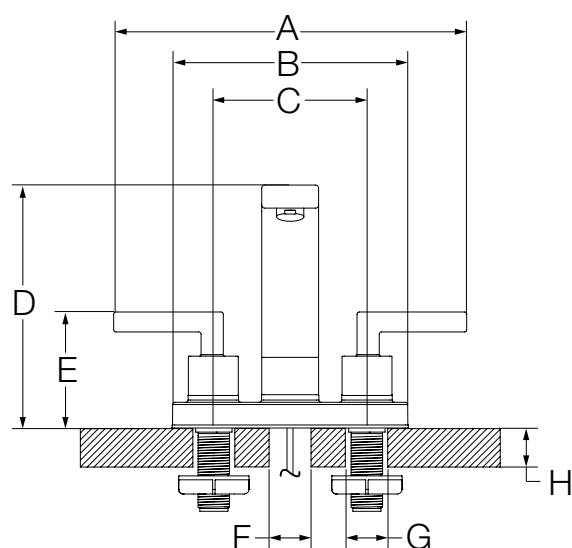
Garantie

Garantie limitée - à l'acheteur original dans les installations du consommateur/résidentiel.

10 Ans - pour les installations commerciales/industriel. Se reporter www.symmons.com/warranty pour l'information complète concernant la garantie.



Dimensiones



Mesures	
A	9-3/16", 233 mm
B	6-1/8", 156 mm
C	4", 102 mm
D	6-5/16", 160 mm
E	3", 76 mm
F	Min. Ø 1-1/2", 38 mm Max. Ø 1-5/8", 41 mm
G	Min. Ø 1-1/4", 32 mm Max. Ø 1-1/2", 38 mm
H	Min. 3/4", 19 mm Max. 1-1/2", 38 mm
I	4-11/16", 119 mm
J	Min. 2-1/2", 64 mm
K	5-1/2", 140 mm
L	2-1/8", 54 mm

Remarque: Les dimensions sont indiquées sous réserve de modifications.