


HR101
Single-Mode Hand Shower
Specification Submittal

Location:

Model Numbers

☐ **HR101** Single-Mode Hand Shower

Options/Modifications

- ☐ **15**  1.5 gpm (5.7 L/min) flow restrictor
- ☐ **BBZ** Brushed Bronze finish
- ☐ **MB** Matte Black finish
- ☐ **STN** Satin Nickel finish
- ☐ **L2** Less hand shower (wand only)

Compliance

- ASME® A112.18.1/CSA® B125.1
- CALGreen® 1.5 gpm (5.7 L/min)




Feature Highlights

- Single-mode hand shower wand.
- Wall cradle for hand shower wand mounting.
- 60" flexible metal hose.
- Standard 2.0 gpm (7.6 L/min) flow restrictor.
- Shall be metal and nonmetal construction, plated in standard Polished Chrome finish.

Warranty

Limited Lifetime - for residential installations.
10 Years - for commercial/industrial installations.
Refer to www.symmons.com/warranty for complete warranty information.



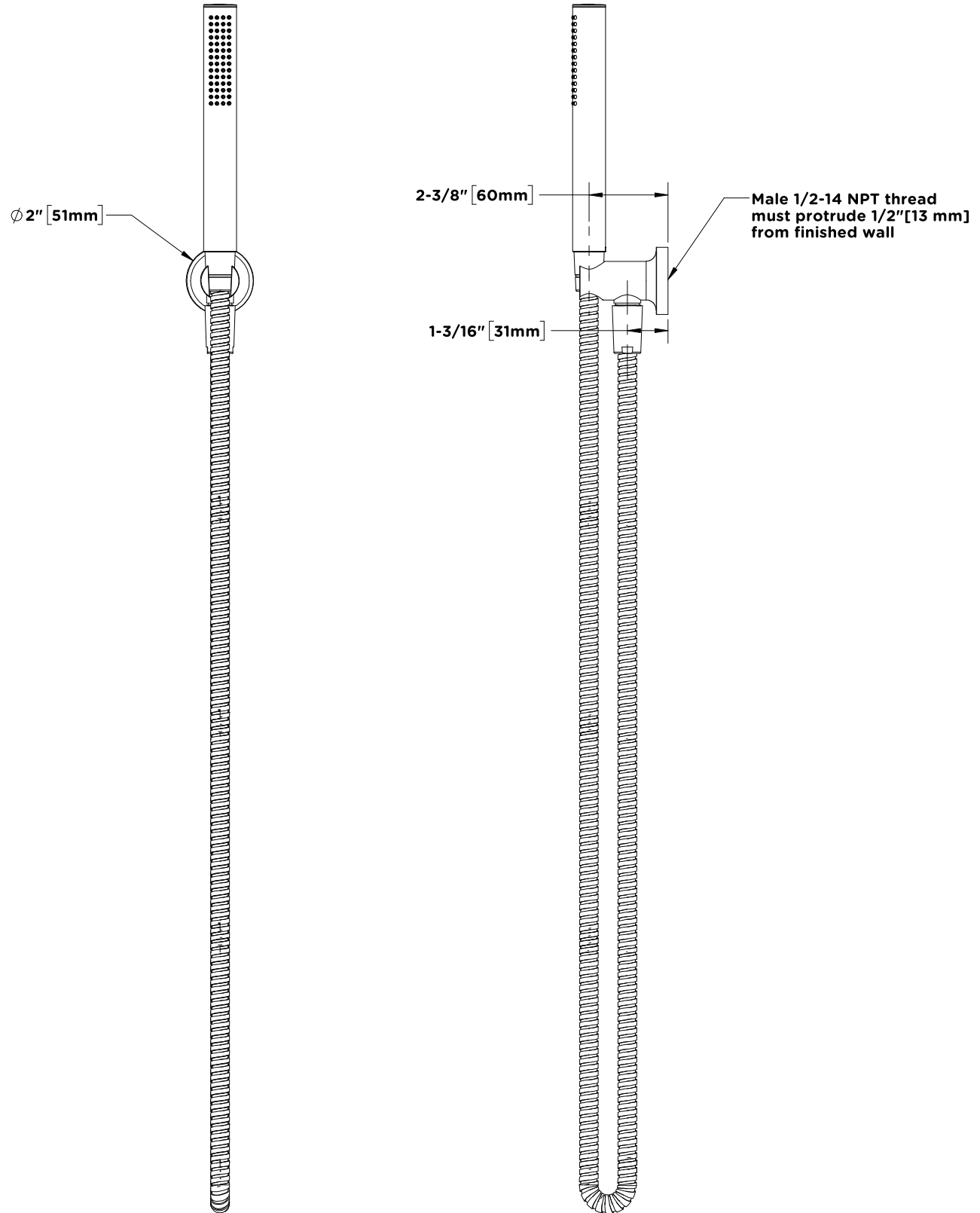
SKU Builder

Series	Finish	Modifier	Flow Rate	Final SKU
HR101			15	HR10115
HR101	MB	L2		HR101MBL2

Architectural/Engineering Specification

Symmons Single-Mode Hand Shower _____ Features single-mode hand shower wand with NPSO, wall cradle for hand shower wand mounting, 60" flexible metal hose, and standard 2.0 gpm (7.6 L/min) flow restrictor. Components shall be metal and nonmetal construction, plated in standard Polished Chrome finish. 10-Year Commercial Warranty. ASME A112.18.1/CSA B125.1 compliant. 1.5 gpm option meets CALGreen requirements. Available options: 15 = 1.5 gpm (5.7 L/min) flow restrictor, BBZ = Brushed Bronze finish, MB = Matte Black finish, STN = Satin Nickel finish, and L2 = Less hand shower (wand only).

Dimensions



Note: Dimensions are subject to change without notice.