






5992TRM

Location:

Tub/Shower Trim

Specification Submittal

<p>Model Numbers</p> <p><input type="checkbox"/> 5992TRM Tub/Shower Trim</p> <p>Valve Options: -262 Series Temptrol® Shower Valve with TRM modifiers -162 Series Temptrol Shower Valve requires TC modifier</p>	<p>Feature Highlights</p> <ul style="list-style-type: none"> • Tub/shower trim powered by the Temptrol® Pressure Balancing Valve. • Features adjustable stop screw to limit handle turn. • Diverter tub spout. • Single-mode HydroMersion™ showerhead. • Standard 2.0 gpm (7.6 L/min) flow restrictor. • Components made from metal and nonmetal materials, plated in standard Polished Chrome finish.
<p>Compliance</p> <ul style="list-style-type: none"> • ASME A112.18.1/CSA B125.1. • WaterSense 1.5 gpm (5.7 L/min) 2.0 gpm (7.6 L/min). • Lever handle meets ADA requirements for operation.   	<p>Modifications</p> <ul style="list-style-type: none"> <input type="checkbox"/> 15  1.5 gpm (5.7 L/min) flow restrictor <input type="checkbox"/> L1 Less showerhead <input type="checkbox"/> L4 Less head, arm and flange <input type="checkbox"/> L7 Less handle <input type="checkbox"/> TC Test Cap Trim (includes TA-10&T-12A) used with 162 Series Temptrol Valve <input type="checkbox"/> STN Satin Nickel finish
<p>Warranty</p> <p>Limited Lifetime - for residential installations. 10 Years - for commercial/industrial installations. Refer to www.symmons.com/warranty for complete warranty information.</p> 	

SKU Builder

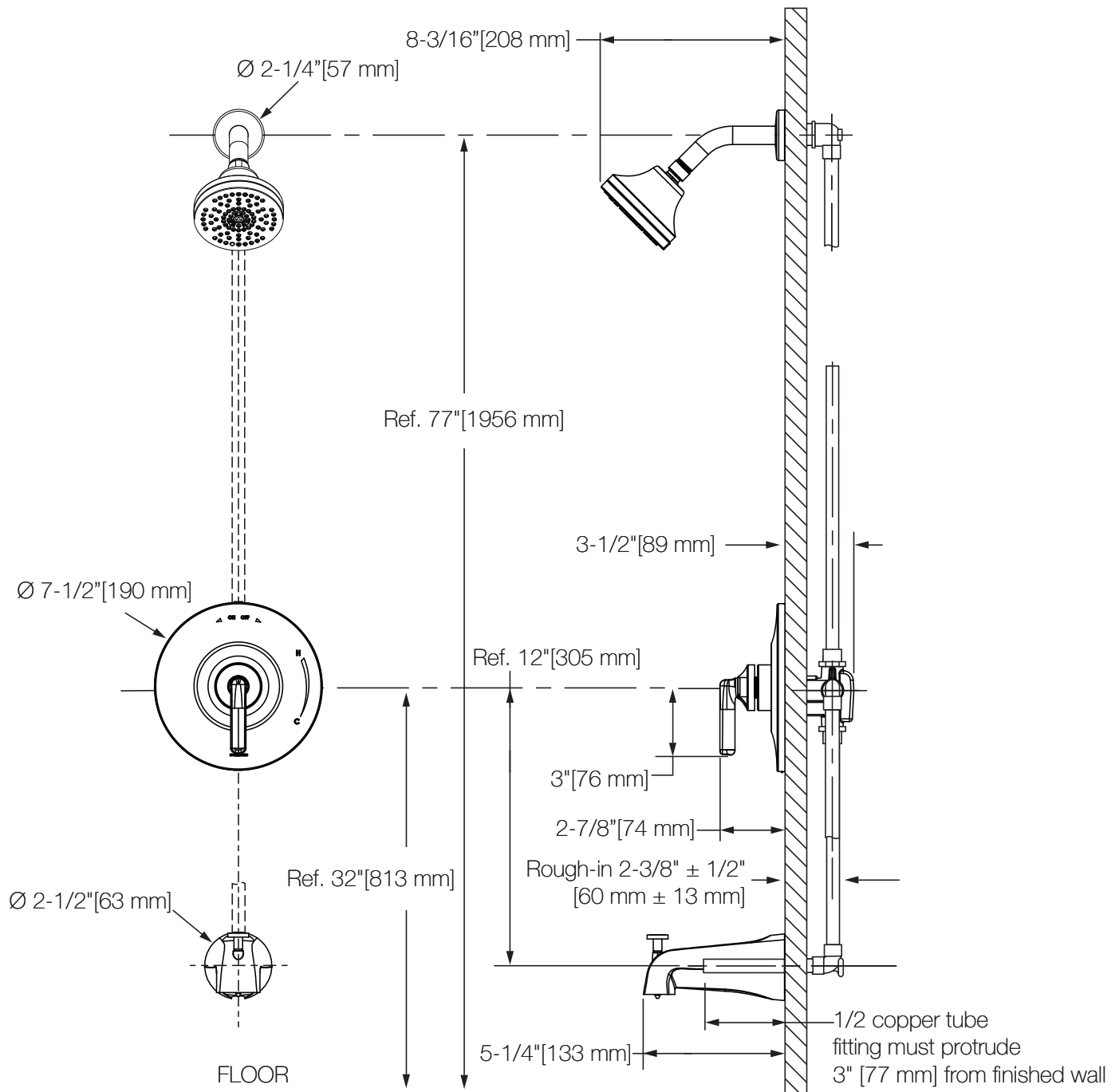
Series	Finish	Modifier	Flow Rate	Trim (required)	Test Cap	Final SKU
5992	STN	L1		TRM	TC	5992STNL1TRMTC
5992	STN			TRM		5992STNTRM

Note: No more than two modifiers (L1-L7) permitted when ordering. Modifiers will list in numerical order.

Architectural/Engineering Specification

Symmons Birch® Tub and Shower Trim _____ Includes Tub and shower trim powered by the Temptrol® Pressure Balancing valve. Features include adjustable stop screw to limit handle turn, diverter tub spout, single-mode HydroMersion™ showerhead, standard 2.0 gpm (7.6 L/min) flow restrictor. Components made from metal and nonmetal materials, plated in standard Polished Chrome finish. 10 Year Commercial Warranty. ASME A112.18.1/CSA B125.1 and WaterSense 1.5/2.0 complaint. Lever handle meets ADA requirements for operation. Available options: 15 = 1.5 gpm (5.7 L/min) flow restrictor, TRM = Trim only, valve not included, L1 = Less showerhead, L4 = Less head, arm and flange, L7 = Less handle, TC = Test Cap Trim, and STN = Satin Nickel finish.

Dimensions



Notes:

- 1) All dimensions measured from nominal rough-in (see $2\text{-}3/8\text{''} \pm 1/2\text{''}$ [60 mm \pm 13 mm] as reference).
- 2) Dimensions are subject to change without notice.