

Location:



# SYMMONS® Winslet®

## Shower System with Hand Shower 5105 Specification Submittal



### Feature Highlights

- Simmons shower system with lever handles.
- Simmons Temptrol® pressure balancing mixing valve with adjustable stop screw to limit handle turn.
- Separate dual outlet lever diverter valve
- Wall/hand shower with 5 foot flexible metal hose, dual checks for backflow protection, wall connection and cradle for hand shower mounting
- Shower head with mounting bracket
- Standard flow rate is 2.5 gpm (9.5 L/min) for both shower head and hand shower
- Polished chrome finish
- For optional in-line vacuum breaker order p/n EF-109

### Model Numbers

- 5105  
Shower System with Simmons Temptrol® pressure balancing mixing valve p/n 46-2-BODY and dual outlet diverter p/n 2DIV-BODY
- 5105-TRM  
Trim only, valve and diverter must be ordered separately
- 46-2-BODY  
Symmons Temptrol® mixing valve without trim
- 46-2X-BODY  
Symmons Temptrol® mixing valve without trim. Valve includes integral service stops to allow water shut-off for service
- 2DIV-BODY  
Symmons dual outlet diverter valve without trim

### Finish Options / Modifications

Append appropriate -suffix to model number.




- STN Satin nickel
- Polished chrome (standard finish)

### Warranty

- Limited Lifetime - to the original end purchaser in consumer installations.
- 5 years - for commercial installations

### Options / Modifications

Append appropriate -suffix to model number

-  -1.5 1.5 gpm (5.7 L/min) flow restrictor
- 2.0 2.0 gpm (7.6 L/min) flow restrictor
- 72 72" hose in place of 60" hose
- ADACHS ADA hand shower wand (chrome)
- H321-V 1 mode hand shower unit with slide bar in place of standard hand shower unit
- H323-V 3 mode hand shower unit with slide bar in place of standard hand shower unit
- H323-V-48 3 mode hand shower unit with 48" slide bar in place of standard hand shower unit
- IPS 1/2" female IPS connections
-  -LP Loop handle
- L/HD Less showerhead
- L/HS Less hand shower
-  -NS Non-shared diverter valve for 5105 and 5106 series
- QD Quick-disconnect on hand spray units
- R 60" white vinyl hose in place of 60" metal hose
- REB Rebuild trim kit, includes TA-10 and TA-4
- REV Reverse coring, hot on right, cold on left, for back to back installations
- T724 24" slide bar/grab bar with ADA hand shower in place of standard hand shower unit
- T736 36" slide bar/grab bar with ADA hand shower in place of standard hand shower unit
- T748 48" slide bar/grab bar with ADA hand shower in place of standard hand shower unit
- VB Elevated vacuum breaker
- VP Vandal resistant escutcheon screws in place of standard screws
- X Integral service stops - allows water shutoff at valve for service
- X-CHKS Integral check stops - for use in installations where a positive shut-off device is used downstream of mixing valve

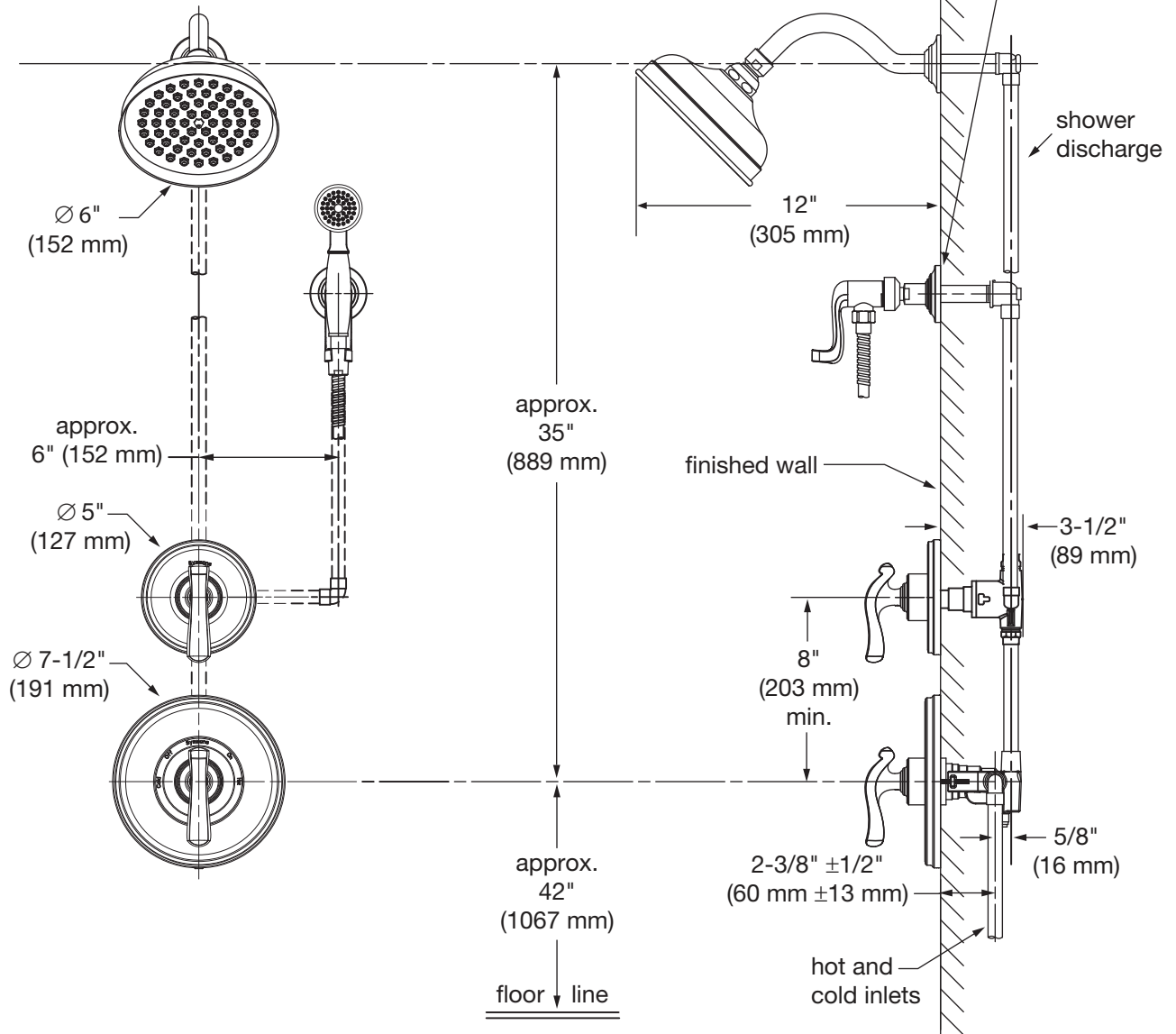
### Standards / Certifications

ASME A112.18.1/CSA B125.1



## Dimensions Winslet Shower System with Hand Shower, 5105

Male 1/2" IPS thread must protrude 1/2" (13 mm) from finished wall for proper installation of wall ell and cradle.



### Notes:

- (1) Apply a bead of silicone around the perimeter of all shower trim installed flush to the finished wall leaving opening on bottom of escutcheon for weep hole.
- (2) Dimensions subject to change without notice.