

Location:


SYMMONS® Degas®
Tub-Shower & Hand Shower System 5406
Specification Submittal



Feature Highlights

- Symmons Tub-Shower & Hand Shower System with lever handles
- Symmons Temptrol® pressure-balancing mixing valve with adjustable stop screw to limit handle turn
- Separate triple outlet diverter valve with lever handle
- 1 Mode showerhead with arm and flange
- Showerhead mounting bracket and flange
- Wall/hand shower #512HS, single mode with 5 foot flexible metal hose, in-line vacuum breaker, wall connection and cradle for hand shower mounting
- Standard flow rate is 2.5 gpm (9.5 L/min)
Optional lower flow rate restrictor available
- Tub spout, #542TS
- Polished chrome finish (standard)

Model Numbers

- 5405
Shower System with Symmons Temptrol® mixing valve p/n 46-2-BODY and triple outlet diverter p/n 3DIV-BODY
- 5405-TRM
Trim only, valve must be ordered separately
- 46-2-BODY
Symmons Temptrol® mixing valve without trim
- 46-2X-BODY
Symmons Temptrol® mixing valve without trim. Valve includes integral service stops to allow water shut-off for service
- 3DIV-BODY
Symmons triple outlet diverter valve without trim

Finish Options / Modifications

Append appropriate -suffix to model number

- STN Satin Nickel
- ORB Oil Rubbed Bronze

Standards / Certifications

ASME A112.18.1/CSA B125.1






Warranty

- Limited Lifetime - to the original end purchaser in consumer installations
- 5 years - for commercial installations

Options / Modifications

Append appropriate -suffix to model number.

-  -1.5 1.5 gpm (5.7 L/min) flow restrictor
- 2.0 2.0 gpm (7.6 L/min) flow restrictor
- 72 72" hose in place of 60" hose
- ADACHS 1 mode ADA hand shower wand with non-positive shut off button (chrome)
(-STN for satin nickel, -WHT for white)
- H321-V 1 mode hand shower unit with slide bar
- H323-V 3 mode hand shower unit with slide bar
- H323-V-48 3 mode hand shower unit with 48" slide bar
- H3524 24" decorative slide bar/grab bar with ADA hand shower
- H3536 36" decorative slide bar/grab bar with ADA hand shower
- H521-V 30" slide bar in place of wall cradle
- IPS 1/2" female IPS connections
-  -LP Loop handle
- L/HD Less showerhead
- L/HS Less hand shower
-  -NS Non-shared diverter valve
- QD Quick-disconnect on hand shower units
- R 60" white vinyl hose in place of 60" metal hose
- REB Rebuild trim kit, includes TA-10 and TA-4
- REV Reverse coring, hot on right, cold on left, for back to back installations
- T724 24" slide bar/grab bar with ADA hand shower
- T736 36" slide bar/grab bar with ADA hand shower
- T748 48" slide bar/grab bar with ADA hand shower
- VB Elevated vacuum breaker
- VP Vandal resistant escutcheon screws in place of standard screws
- X Integral service stops - allows water shutoff at valve for service
- X-CHKS Integral check stops - for use in installations where a positive shut-off device is used downstream of mixing valve

