


# TEMPTROL® Shower Valve

with VersaFlex™ Integral Diverter

Lower your cost and get a modern look with the most dependable, reliable, and easy-to-service valve on the market

## Overview

With the new Temptrol Valve with VersaFlex™ Integral Diverter you can have it all: a clean, streamlined look, with the modern functionality you want, at a price that fits the budget. And since all Symmons decorative trims work with the Temptrol valve, you maintain full flexibility with design direction.



## Benefits of Temptrol® Valve with VersaFlex™ Integral Diverter

NEW

### Clean Look at a Lower Cost

We've upgraded our diverter valve, so it now diverts between a showerhead and hand shower!



### Divert Between

- Showerhead & Hand Shower
- Showerhead & Tub Spout
- Tub Spout & Hand Shower

### • Diverter Functionality Update

Our new diverter cartridge offers the functionality of a showerhead and hand shower. This allows the design aesthetic you and your customers want at a price that fits the budget. No need for a secondary diverter valve and trim, saving installation time and cost.

## Clean Look

Before


After



NEW

## Faster and Easier to Install

We've taken the same great valve you have trusted for over 50 years and made it faster and easier to install.



- **Optional Rapid Install Bracket reduces installation time by up to 67%**

Made of heat resistant nylon, the rapid install bracket is available factory installed and sets the rough depth eliminating the need to measure meaning you can install valves up to 3 times faster!

- **Inlets and Outlets on a Common Plane**


Makes fast work of piping the valve. It also allows our valve body to fit in a 2x3 construction.

CPVC

PEX Cold Expansion

PEX Crimp

ProPress Stub Out



- **Optional Factory installed fittings can reduce installation time on the job site**

ProPress, PEX and CPVC fittings can be factory installed on the valve inlets meaning valves come to you ready to be piped.

- **Optional Reverse seat allows for easy back-to-back installation**


Need to install valves back to back? No problem, the reverse seat means you can go straight up the riser with the same valve bodies, no need to swap out cartridges or crisscross the piping saving time and material costs.

- **Stringer mounts in valve body casting**

Going with a traditional install instead of the Temptrol Rapid Install? No problem, the stringer mounts in the valve body make quick work of mounting the valve.

- **Optional ProSafe™ Test Cap**

When you install shower valves with our ProSafe™ Test Cap, there is no need to remove the cap when sweating copper. Our bronze test cap can stay on the valve meaning less time removing and reinstalling when it's time to pressure test the building, and no chance of losing it on the job site.



## Same Dependable and Easy to Service Valve

- **Semi-Red Brass**

Because our valve body has a lower zinc content as compared to our competitors yellow brass, it resists dezincification making for a longer lasting product.

- **TA-10 and stainless steel piston**

Same TA-10 and 303 stainless steel piston used for over 50 years so you know you have the right repair parts.

- **Made in America**

All of our valves are made in our Braintree, MA factory and all are pressure and water tested before they ship to our customers.

- **Fits All Decorative Trims**

Whether you installed a Temptrol valve 10 years ago or put one in 5 years from now, all of our decorative trims will work.

- **Designed to last a Lifetime**

Backed by a 5-year warranty that renews upon routine servicing



Learn more about the Temptrol valve at: [symmons.com/temptrol](https://symmons.com/temptrol)

Learn more about the Temptrol valve at:  
[symmons.com/temptrol](https://symmons.com/temptrol) • (800) SYMMONS

© 2020 Symmons Industries, Inc., All Rights Reserved

  
the smart choice™